

LED LIGHT SOURCE

Product Guide

2025

www.megaman.cc





CONTENTS

ABOUT MEGAMAN®

Who We Are	04
MEGAMAN® Milestones	05
Rigorous Quality and Management Systems	06
Innovative and Unique Products	06
Product Series and GTM Range	07
New ErP & Energy Labelling Regulations	08
Nomenclature	09

TECHNOLOGY

DUAL BEAM TECHNOLOGY	14
U-DIM	15
ULTRA RICH COLOUR	16
DIM TO WARM	17



PRODUCT HIGHLIGHT


DIM TO WARM	18
MEGA EFFICIENCY	20
ULTRA RICH COLOUR (RA97)	22
MELLOTONE 2000K	23

DIRECTIONAL LAMP

AR111	24
PAR16	26
MR16	32
PAR20, PAR30L, PAR38	33
R50, R63 & R80	34

NON-DIRECTIONAL LAMP

CLASSIC	35
P45	37
CANDLE	39
GLOBE	41
ST64	43
GX53	44
T-LAMP	45
LILIPUT	46
T100, T120	47
UFO	48



DECORATIVE

NIGHT LIGHT	49
G4	50
G9	51
CROWN SILVER	52
GOLDEN FILAMENT	53

GO-TO-MARKET(GTM) SERIES

CLASSIC	68
CANDLE	68
PAR16	68
LED T8 TUBE	69



TUBE

LED T5 TUBE	54
LED T8 TUBE	56
LED PLUG-IN TUBE	59

SPECIAL APPLICATION

CLUSTERLITE®	60
PLANT LAMP	61
SENSOR LIGHT	62
RADAR MOTION SENSOR LIGHT	63
MICROWAVE MOTION SENSOR LIGHT	64
HIGH TEMPERATURE LAMP	65
COLD WEATHER LAMP	66

SUPPLEMENTARY

T5-Ballast Compatibility List	70
-------------------------------	----



About MEGAMAN®

Who We Are

Artificial light enhances the way we live and work. It brings us safety, comfort and productivity. Originated in Germany, MEGAMAN® is committed to providing light in a way that is truly sustainable, energy saving and of such a quality that it brings a positive difference into the lives of all who use our innovative LED lighting solutions.

MEGAMAN® is proud to be a major lighting brand to have exclusively manufactured low-energy lighting products throughout its entire history, offering more than 28 years of industry expertise and innovation to the lighting market.

Beginning in 1994 with the highly successful production of CFL light sources, MEGAMAN® has evolved to become a complete low-energy LED lighting solutions provider. MEGAMAN® has built a reputation for producing high-performance LED light sources that offer a true replacement for traditional metal halide and halogen – combining quality lighting performance with substantial energy savings.

MEGAMAN® is now applying its market-leading experience to an even wider range of lighting solutions including revolutionary Smart Lighting System and a suite of integrated LED luminaires.

- *INGENIUM*® ZB Smart Lighting Solution provides further energy saving potential for users and allows them have full control of smart devices via mobile app from anywhere in the world
- An extensive range of LED Luminaires are developed for both indoor and outdoor applications across diverse industries
- MEGAMAN®'s lighting products are distributed throughout the world mainly in Europe, Middle East and Asia
- Our advanced Research and Development facilities will ensure a continuous supply of innovative and sustainable lighting products in the market.

MEGAMAN® continues to play a leading role in combating climate change and carbon emissions by pursuing continuous innovation in the production of low-energy lighting solutions.



MEGAMAN® MILESTONES

- 2024 MEGAMAN® XChange™ lighting solution developed as a cross-platform resolution
- 2023 Launched *INGENIUM*® MATTER smart lighting, works with various platforms
- 2022 Infinite IoT lighting solution developed based on Bluetooth Low Energy which is widely adopted in smartphones and tablets
- 2019 Extended product range of *INGENIUM*® ZB smart lighting released
- 2018 Launched Dual Beam Technology (DBT) which empowers users to have two beam angles in one LED luminaire or lamp
- 2016 Launched U-DIM™ technology which offers seamless dimming and is compatible with the widest range of existing dimmers
- 2015 Being one of the first companies to use plastic extrusion to produce water-proof battens; Launched *INGENIUM*® ZB smart lighting solution which adopts Zigbee technology
- 2014 Launched first smart lighting range, *INGENIUM*® BLU; Industry first full range of Dim to Warm LED products
- 2013 Integrated LED luminaires introduced
- 2012 Patented LED module and light engine - TECOH® MHx and TECOH® CFx
TECOH® CFx - World's first 2000lm Zhaga Book2 Certified Light Engine
- 2011 High R9 Technology first introduced to LED range
- 2010 Launched the first MEGAMAN® LED Candle and Classic Lamp
- 2009 Innovative Thermal Conductive Highway™ (TCH) technology incorporated into MEGAMAN® LED reflectors
- 2008 Revolutionary patents and technologies invented for CFL products including: Patented Cooling-Tube technology, Silicone Protection technology, Award-winning industry first CFL GU10 reflector, Industry first Long Life CFL reaches 15,000 hours lifetime, Dimmable CFLs using DorS Step Dimming and
- 1999 DIMMERABLE Linear Dimming technology, Amalgam technology which prevents the use of liquid mercury.
- 1997 Industry first candle-shaped CFL launched
- 1996 Industry first classic-shaped CFL launched
- 1994 MEGAMAN® incorporated in Germany

RIGOROUS QUALITY AND MANAGEMENT SYSTEMS

All MEGAMAN® products are designed, tested and produced in our own factories in Xiamen, China. Standards have been implemented factory-wide to ensure the MEGAMAN® manufacturing processes deliver innovative, reliable and safe products with high-quality standards now and in the future.

To ensure that MEGAMAN® products comply with the highest quality standards, company manufacturing plants are equipped with their own assembly lines.

The MEGAMAN® business runs under the most stringent management and quality systems. The green elements of the production process are maximised, employee welfare is prioritised and the company is socially responsible to the local community. To continually develop these areas, MEGAMAN® has undertaken a range of international accreditations. These include:

Quality Management System

MEGAMAN® lamps and luminaires are manufactured and certified to ISO 9001:2015, ISO 14001:2015.

Product Quality Assurance

MEGAMAN® lamps and luminaires are made using premium quality materials and innovative technologies within stringent control measures, to deliver maximum performance and energy efficiencies.



INNOVATIVE AND UNIQUE PRODUCTS

With our patented LED design and technology, the MEGAMAN® LED products are able to deliver superb performance, including low power consumption, excellent light output and low maintenance costs. They provide the highest quality lighting performance of any LED based product on the market consuming the same power!

A new era in LED lighting solutions.

Unique Features

- Energy efficient replacement for traditional metal halide, CFL, halogen and incandescent lamps
- Deliver superb lighting performance
- High luminous efficacy up to 211lm/W
- High lumen maintenance rated lumen maintenance of 70% (L70) at up to 50,000 hours
- Long rated life up to 50,000 hours
- High colour rendering up to Ra97
- High colour temperature consistency
- Enhanced colour applications of Perfect White, Dim to Warm and RichColour series
- Options of different beam angles for the LED Reflector range
- Up to 96% energy savings
- Simple installation and servicing
- No UV and IR radiation

Additional Benefits

- Mercury-free
- Instant start-up
- Wide range of operating temperatures

Applications

- Boutiques / Shops
- Shopping Malls
- Hotels / Restaurants / Lounges
- Museums
- Galleries
- Offices
- Household



PRODUCT SERIES

As a leading innovator of LED technology, MEGAMAN® has developed an extensive range of LED products for various domestic and commercial applications. Our products are classified into four categories, namely Professional, Smart, Economy and Go-To-Market series. Each series has its own features designed to meet every need of consumers and professionals.



PROFESSIONAL SERIES

Suitable for commercial and high-end interior applications, the Professional series delivers high quality and comfortable light sources. This series possesses the advantages of powerful lighting performance, perfect optical design and excellent colour rendering. Having a similar profile and outlook to traditional halogen lamps, the MEGAMAN® LED reflector in Professional series is designed with unique technology such as our Hybrid Reflector and Dual Beam Technology (DBT) which offers a flexible choice of beam angles in one single luminaire.

SMART SERIES

This series is a value-added option for consumers looking for high quality lighting at affordable prices. Featuring superb light output with high efficacy and performance, the Smart series is an ideal replacement for traditional incandescent or halogen lamps. The benefits of energy savings up to 90% and longer lamp life add to its appeal for consumers.

ECONOMY SERIES

The most economical option among all series which serves an entry-level LED solution to replace halogen, incandescent and CFL lamps. Its long rated lamp life and high energy savings provide all the advantages you expect over traditional lighting products, but with the MEGAMAN® guarantee of quality.

GO-TO-MARKET(GTM) SERIES

MEGAMAN® has newly launched the Go-To-Market (GTM) Series which targets new customers with incentive price. This series underlines the fact that it can be applied from launching new products or even moving a current product into a new market. This is a pricing strategy where the price of a product is initially set low to rapidly reach a wide fraction of the market.



New ErP & Energy Labelling Regulations



Starting from 1 September 2021, the Ecodesign Regulations and Energy Labelling Regulations was updated and ultimate goal is to maintain a sustainable development in lighting industry by a significant energy saving for lighting products and systems.

The Ecodesign Regulations (EU) 2019/ 2020

- Optimizing the design of light sources and seperated control gear for more sustainability and efficiency
- Product failed to meet the requirements will be phased out, for example halogen G9, G4 and GY6.35 capped lamps and fluorescent T8 lamp will be phased out starting 1 September 2023
- Lighting installation will have to be renovated with new energy-efficient light sources

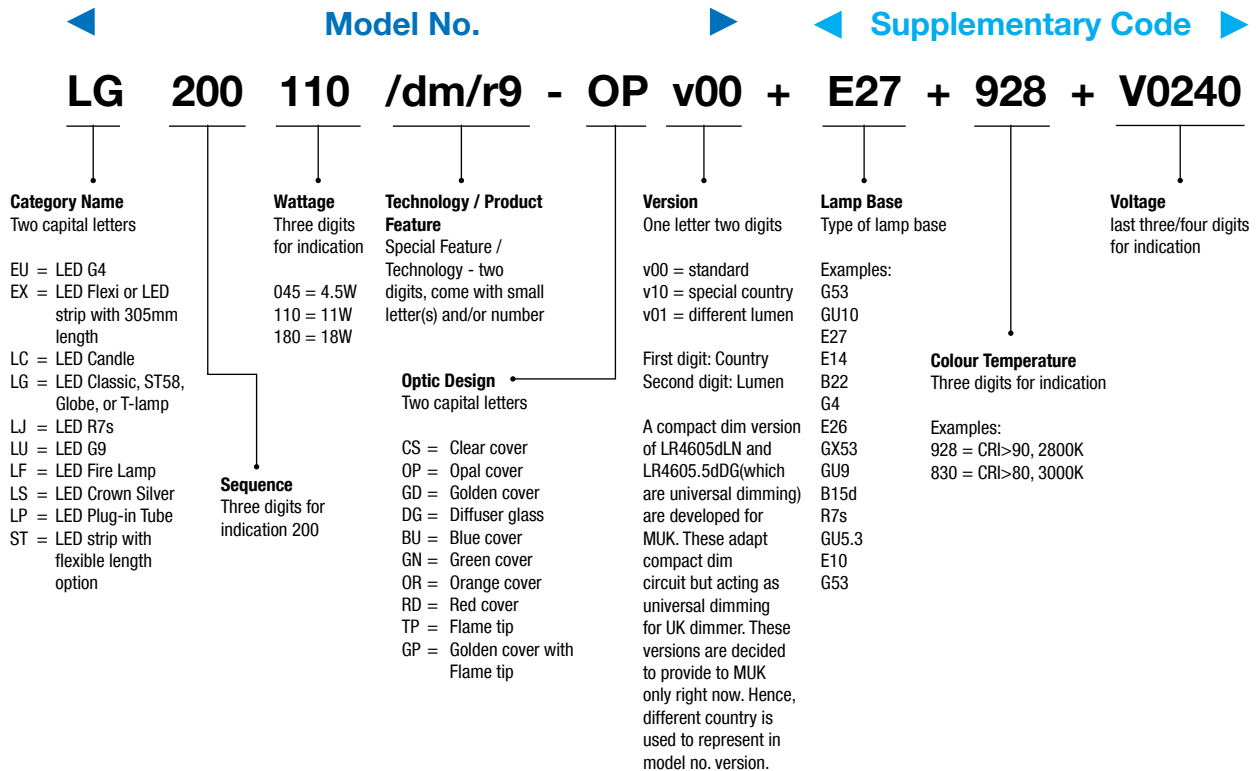
The Energy Labelling Regulation – empowerment through information

- Introduce a new energy label to empower end users to choose energy efficient products
- New scale reflects how efficient a product is – the definition of A to G will change based on new efficiency requirements.

	Lm/W		Lm/W
A⁺⁺	120	A	210
A⁺	65	B	185
A	50	C	160
B	15	D	135
C	12	E	110
D	9	F	85
E	0	G	0

Upgrade of Nomenclature System

Classic and Special Lamp



Technology / Product Feature

Existing Suffix	Proposed Suffix	Special Feature / Technology
Product with iBLU technology, start with 'b'		
dBT	/b1	INGENIUM® BLU Gen 1
dBT2	/b2	INGENIUM® BLU Gen 2
Product with iZB technology, start with 'z'		
dZB	/z1	INGENIUM® ZB
Product with dimming feature, start with 'd'		
d	/dm	U-DIM / Dimmable
w	/dw	Dim to Warm
s	/ds	Step Dimming
Product with colors feature		
p	/pw	Perfect White
R9	/r9	RichColour
ru	/ru	Ultra RichColour
Others		
r	/sr	Sensor Light
PT	/pt	Plant Lamp
-	/wp	Outdoor version, waterproof
-	/db	Dual Beam Technology
-	/tw	Tunable White
-	/cw	RGBW
-	/ms	Microwave Motion Sensor

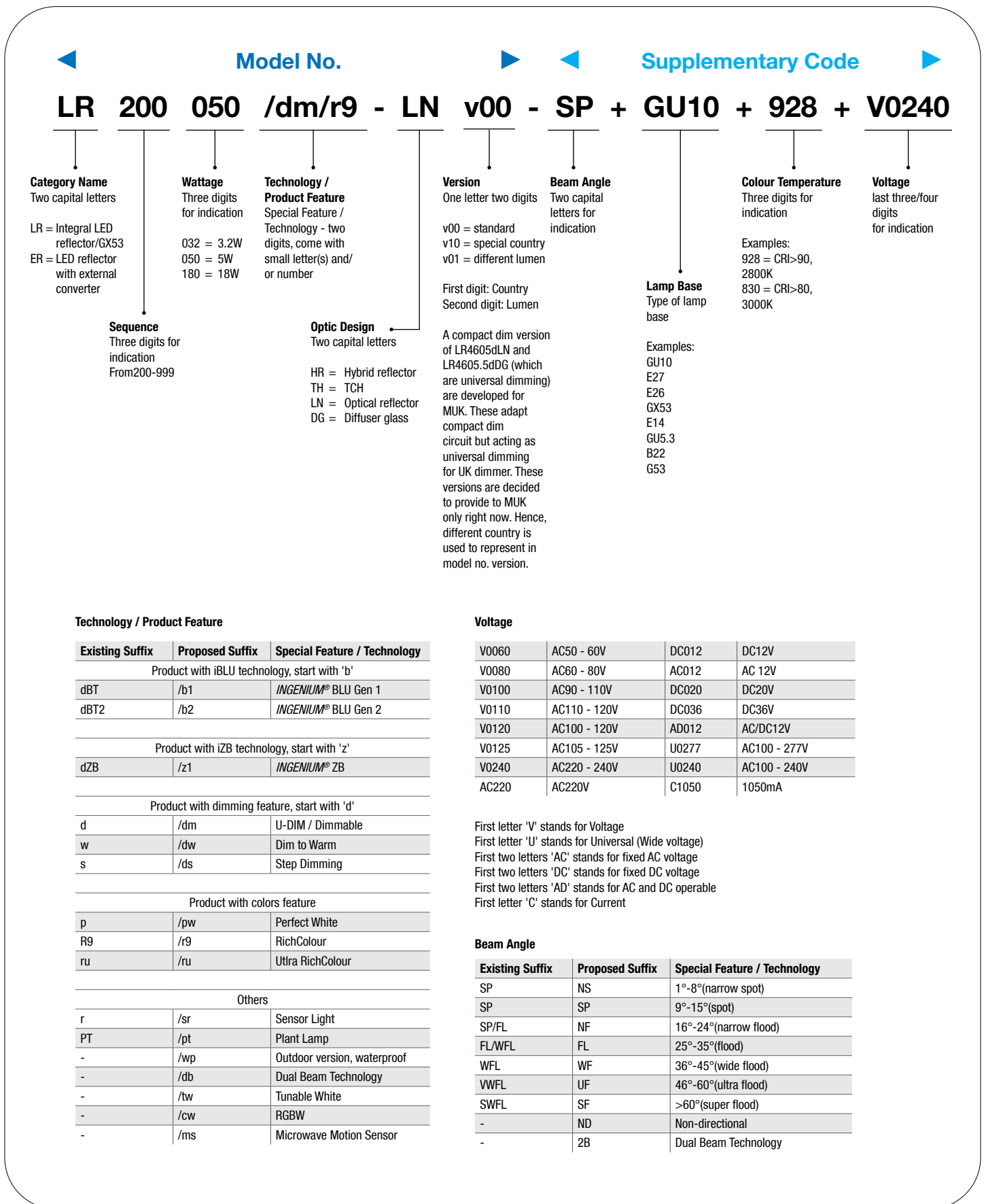
Voltage

V0060	AC50 - 60V	DC012	DC12V
V0080	AC60 - 80V	AC012	AC 12V
V0100	AC90 - 110V	DC020	DC20V
V0110	AC110 - 120V	DC036	DC36V
V0120	AC100 - 120V	AD012	AC/DC12V
V0125	AC105 - 125V	U0277	AC100 - 277V
V0240	AC220 - 240V	U0240	AC100 - 240V
AC220	AC220V	C1050	1050mA

First letter 'V' stands for Voltage
 First letter 'U' stands for Universal (Wide voltage)
 First two letters 'AC' stands for fixed AC voltage
 First two letters 'DC' stands for fixed DC voltage
 First two letters 'AD' stands for AC and DC operable
 First letter 'C' stands for Current

Upgrade of Nomenclature System

LED Reflector



Technology / Product Feature

Existing Suffix	Proposed Suffix	Special Feature / Technology
Product with iBLU technology, start with 'b'		
dBT	/b1	INGENIUM® BLU Gen 1
dBt2	/b2	INGENIUM® BLU Gen 2
Product with iZB technology, start with 'z'		
dZB	/z1	INGENIUM® ZB
Product with dimming feature, start with 'd'		
d	/dm	U-DIM / Dimmable
w	/dw	Dim to Warm
s	/ds	Step Dimming
Product with colors feature		
p	/pw	Perfect White
R9	/r9	RichColour
ru	/ru	Ultra RichColour
Others		
r	/sr	Sensor Light
PT	/pt	Plant Lamp
-	/wp	Outdoor version, waterproof
-	/db	Dual Beam Technology
-	/tw	Tunable White
-	/cw	RGBW
-	/ms	Microwave Motion Sensor

Voltage

V0060	AC50 - 60V	DC012	DC12V
V0080	AC60 - 80V	AC012	AC 12V
V0100	AC90 - 110V	DC020	DC20V
V0110	AC110 - 120V	DC036	DC36V
V0120	AC100 - 120V	AD012	AC/DC12V
V0125	AC105 - 125V	U0277	AC100 - 277V
V0240	AC220 - 240V	U0240	AC100 - 240V
AC220	AC220V	C1050	1050mA

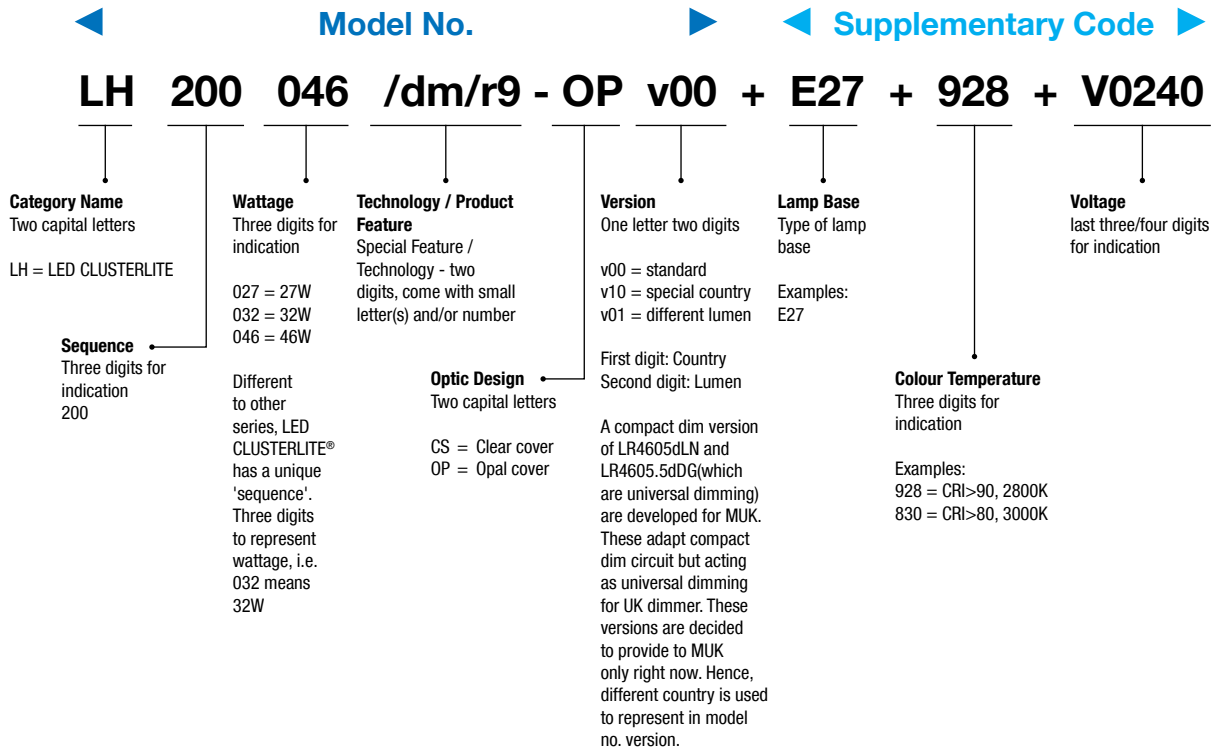
First letter 'V' stands for Voltage
 First letter 'U' stands for Universal (Wide voltage)
 First two letters 'AC' stands for fixed AC voltage
 First two letters 'DC' stands for fixed DC voltage
 First two letters 'AD' stands for AC and DC operable
 First letter 'C' stands for Current

Beam Angle

Existing Suffix	Proposed Suffix	Special Feature / Technology
SP	NS	1°-8°(narrow spot)
SP	SP	9°-15°(spot)
SP/FL	NF	16°-24°(narrow flood)
FL/WFL	FL	25°-35°(flood)
WFL	WF	36°-45°(wide flood)
VWFL	UF	46°-60°(ultra flood)
SWFL	SF	>60°(super flood)
-	ND	Non-directional
-	2B	Dual Beam Technology

Upgrade of Nomenclature System

CLUSTERLITE®



Technology / Product Feature

Existing Suffix	Proposed Suffix	Special Feature / Technology
Product with iBLU technology, start with 'b'		
dBT	/b1	INGENIUM® BLU Gen 1
dB T2	/b2	INGENIUM® BLU Gen 2
Product with iZB technology, start with 'z'		
dZB	/z1	INGENIUM® ZB
Product with dimming feature, start with 'd'		
d	/dm	U-DIM / Dimmable
w	/dw	Dim to Warm
s	/ds	Step Dimming
Product with colors feature		
p	/pw	Perfect White
R9	/r9	RichColour
ru	/ru	Ultra RichColour
Others		
r	/sr	Sensor Light
PT	/pt	Plant Lamp
-	/wp	Outdoor version, waterproof
-	/db	Dual Beam Technology
-	/tw	Tunable White
-	/cw	RGBW
-	/ms	Microwave Motion Sensor

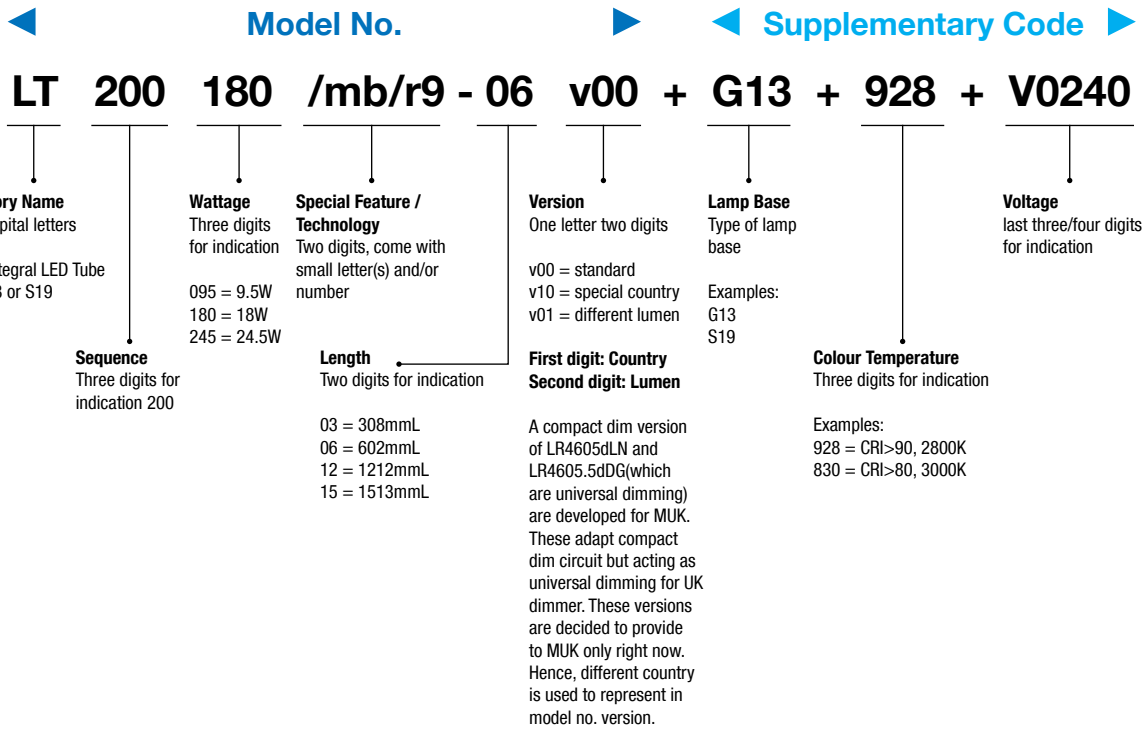
Voltage

V0060	AC50 - 60V	DC012	DC12V
V0080	AC60 - 80V	AC012	AC 12V
V0100	AC90 - 110V	DC020	DC20V
V0110	AC110 - 120V	DC036	DC36V
V0120	AC100 - 120V	AD012	AC/DC12V
V0125	AC105 - 125V	U0277	AC100 - 277V
V0240	AC220 - 240V	U0240	AC100 - 240V
AC220	AC220V	C1050	1050mA

First letter 'V' stands for Voltage
 First letter 'U' stands for Universal (Wide voltage)
 First two letters 'AC' stands for fixed AC voltage
 First two letters 'DC' stands for fixed DC voltage
 First two letters 'AD' stands for AC and DC operable
 First letter 'C' stands for Current

Upgrade of Nomenclature System

LED Tube



Technology / Product Feature

Existing Suffix	Proposed Suffix	Special Feature / Technology
Power source type of LED tube		
U	/us	Universal
L	/ac	Direct line in, AC line voltage
Blank	/mb	Magnetic ballast
-	/eb	Electronic ballast
Product with colors feature		
p	/pw	Perfect White
R9	/r9	RichColour
ru	/ru	Ultra RichColour
Others		
r	/sr	Sensor Light
PT	/pt	Plant Lamp
-	/wp	Outdoor version, waterproof
-	/db	Dual Beam Technology
-	/tw	Tunable White
-	/cw	RGBW
-	/sp	Shatterproof
-	/ms	Microwave Motion Sensor

Voltage

V0060	AC50 - 60V	DC012	DC12V
V0080	AC60 - 80V	AC012	AC 12V
V0100	AC90 - 110V	DC020	DC20V
V0110	AC110 - 120V	DC036	DC36V
V0120	AC100 - 120V	AD012	AC/DC12V
V0125	AC105 - 125V	U0277	AC100 - 277V
V0240	AC220 - 240V	U0240	AC100 - 240V
AC220	AC220V	C1050	1050mA

First letter 'V' stands for Voltage
 First letter 'U' stands for Universal (Wide voltage)
 First two letters 'AC' stands for fixed AC voltage
 First two letters 'DC' stands for fixed DC voltage
 First two letters 'AD' stands for AC and DC operable
 First letter 'C' stands for Current

MEGAMAN® TECHNOLOGY



DBT




DUAL BEAM TECHNOLOGY

Two beam angles in one luminaire

MEGAMAN® pioneered an innovative approach for switching the size of the light spot with a simple push action on luminaires featured with Dual Beam Technology. With this technology one can shape the light spot of the luminaire from a narrow beam to a wider beam angle.

The term "Dual Beam" refers to the dual function of a luminaire. It can be set to project a narrow beam or a wider beam. Luminaires with "Dual Beam" function provide users unparalleled flexibility and convenience when adjusting the contrast between ambient and accent lighting on-site, eliminating the hustle and bustle of changing luminaire with a different beam angle. In some cases, fixtures with specific beam angle are not readily available and subsequent arrangement will cause inevitable delay in completing projects. Choosing luminaires equipped with MEGAMAN®'s Dual Beam Technology will put you at ease when doing projects.



How it works

The mechanism that makes Dual Beam illumination possible is cleverly engineered into the DBT-enabled luminaire. To shape the beam angle of such luminaire, simply apply a push action on the front lens. This unique mechanism enables users to switch beam angles instantly from a narrow beam to a wider beam and vice versa.

Let us take one luminaire model as an example. As shown below, the default beam angle setting is 24° (the lens is in an extended position - Fig 1). By applying a push action on the front lens, users can adjust the beam angle to as broad as 36° or 45° (subject to model number) as the front lens is pushed to a retracted position - Fig 2.

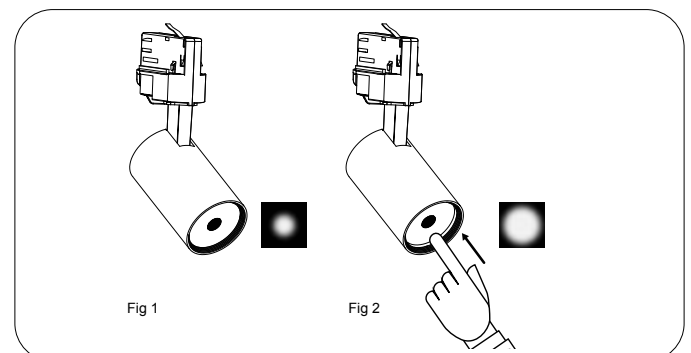


Fig 1: The lens in extended position, producing narrow beam light effect.
Fig 2: The lens in retracted position, producing wider beam light effect.





U-DIM™

Flicker free dimming compatible with widest range of existing dimmers



With the phase out of high-energy consuming traditional light sources, lighting manufacturers have a responsibility to make it as easy as possible for consumers to make the switch to LED lighting. It is with this in mind that MEGAMAN® has developed a revolutionary U-DIM™ technology that makes switching to LED easy.

Over the years traditional light sources have required different types of dimmers depending on their technology. The revolution that LED brings to lighting by replacing all types of conventional sources means a universal solution is required for LED to dim on all these existing circuits.

Up to now, when replacing traditional lamps with LED, working with an incompatible dimmer may have caused a multitude of issues from flickering to failure. MEGAMAN® lamps with U-DIM™ is a breakthrough in dimming technology and makes our lamps compatible with the widest possible range of existing dimmers, whether they are Leading-edge or Trailing Edge. It is easy to use, you just 'plug & play' so it takes the headache out of upgrading your lighting scheme. MEGAMAN® U-DIM™ also allows superior performance, flicker-free dimming from 100% right down to just 5%; combine this with our latest Dim to Warm technology and you can even have the exact same warmth as halogen when dimmed for a cosy ambience.

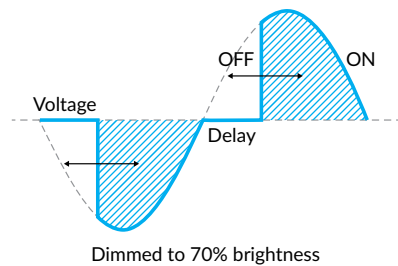
U-DIM™ technology will be offered as standard with MEGAMAN® lamps using eye-catching hybrid reflector technology. With mains voltage halogen reflector lamps being phased out in the EU from September 1st 2016, this means you can rely on MEGAMAN® LEDs to replace your halogen lamps in terms of dimming compatibility, performance and aesthetics, while benefiting from the energy-savings offered by LED technology.

Leading-edge and Trailing-edge are the most popular dimmers used for conventional light sources. They work by chopping out parts of the voltage and reducing power to the light source in order to achieve the dimming performance.

Leading-edge

also known as 'forward-phase control dimmers', 'triac dimmers' or 'incandescent dimmers'

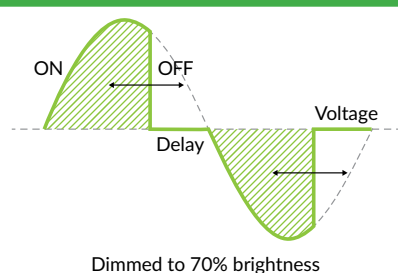
Leading-edge dimmer switches were used originally to dim incandescent and halogen lamps magnetic low voltage transformers.



Trailing-edge

also known as 'reverse-phase control dimmer' or 'electronic dimmers'

Trailing-edge dimmers are traditionally used for electronic drivers or low voltage transformers (capacitive loads).




RICHCOLOUR

MEGAMAN® RichColour is a range of LED lamps designed to maximise the richness and quality of colours. With high colour rendering of Ra90 or above, MEGAMAN® RichColour is the perfect LED replacement for halogen lamps in applications where the faithful colour reproduction associated with natural light is crucial. These places include retail stores, art galleries and museums.


ULTRA RICHCOLOUR


Taking colour enhancement yet a step further, MEGAMAN® Ultra RichColour combines all the benefits of standard RichColour technology with even better colour rendering quality of up to Ra97, featuring enhanced red colour rendition (R9) of ≥ 75 - maximising the visual impact of meat, fresh fruit and vegetables. The well-balanced and high quality light of Ultra RichColour lamps makes them the perfect choice for food and other display lighting applications where the visual appeal of items is essential.



Ultra RichColour


High colour rendition of Ra ≥ 97
+
High red colour rendition (R9) value of ≥ 75

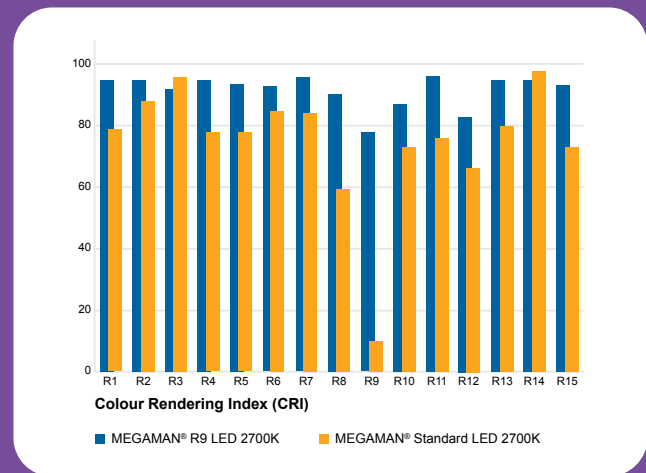





RichColour

High colour rendition of Ra ≥ 90





When we determine the general colour rendering index, the first eight colours in the Test Colour Sample (TCS; see Figure 1) defined in accordance with DIN 6169 are employed for the calculation. In addition to these eight colours (R1 to R8), there are another six colours (R9 to R14) that are more vivid and known as "saturated" colours.

The MEGAMAN® Ultra RichColour lamp not only has high colour rendering index of Ra97 and a high red colour rendition (R9) value of ≥ 75 , but it also has a high value of the other "saturated" colours (R10 to R14), which allows the beautiful red of an object to be revealed and creates well-balanced and high-quality lighting.



DIM TO WARM

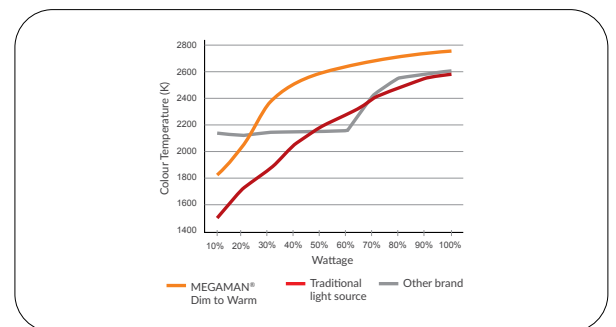
Improved dimming performance with the warmth of halogen

MEGAMAN® is proud to be the first to introduce a wide range of LED products incorporating a brand new Dim to Warm technology. These LED lamps emit a warmer light when they are dimmed. The colour temperature of these LED lamps changes from 2700K to 1800K when the lamps are dimmed from 100% to 5% (from 100% to 1% for LED AR111 and LED MR16 constant current types), perfectly simulating the characteristics of incandescent and halogen lamps.

Unlike many products on the market which use multiple lens arrays, MEGAMAN®'s Dim to Warm lamps contain a unique single circuit chip level technical solution, allowing them to have the same compact profile as incandescent and halogen lamps while also replicating their warmth and dimming curve. The MEGAMAN® LED lamps with the Dim to Warm feature are true replacements for incandescent and halogen lamps in terms of the outlook, size, lighting effect and produce lighting performance that is familiar to consumers.



MEGAMAN® Dim to Warm is the LED lamp that dims like traditional light sources. Moving through a wide colour temperature range of 2800K (2700K) to 1800K as the lamps dim from 100% to 10%, the close replication of the dimming curve of halogen and incandescent makes MEGAMAN® Dim to WARM a unique offering to the LED market.





DIM TO WARM



Product Features

- Dim-to-Warm technology improved dimming performance and options available to perfectly simulate the characteristics of incandescent and halogen lamps
- Offers perfect linear dimming which is compatible with most leading-edge and trailing-edge EU dimmers
- LED emit a warmer light when the lamps are dimmed from 100% to 5%
- RichColour (CRI ≥ 90) & Ultra RichColor (CRI ≥ 97) dim-to-warm lamps maximize colour richness
- Up to 89% instant energy savings compared to traditional light bulbs
- Low maintenance costs thanks to extremely long lifetime up to 40,000 hours



Model No.	Lamp Base	Wattage (W)	Max. Luminous Intensity (cd)	Beam Angle (°)	Lumen (lm)	Useful Lumen (lm)	Colour Temp.	CRI	Rated Life (hrs)	Dimension (mm)	Dimmable	Energy Label	Series	Photo
U-DIM™														
LG7105wR9	E27	5	N/A	N/A	470	N/A	2700K-1800K	Ra90	25000	Ø60x109	100-5%	F	Smart	1
LG7108.2wR9	E27	8.2	N/A	N/A	470	N/A	2700K-1800K	Ra90	25000	Ø60x109	100-5%	F	Smart	1
LG2602.9wR9	E14	2.9	N/A	N/A	250	N/A	2700K-1800K	Ra90	25000	Ø45x87	100-5%	F	Smart	2
LG2605.5wR9	E14	5.5	N/A	N/A	470	N/A	2700K-1800K	Ra90	25000	Ø45x87	100-5%	F	Smart	2
LC0402.9wR9	E14	2.9	N/A	N/A	250	N/A	2700K-1800K	Ra90	25000	Ø35x100	100-5%	F	Smart	3
LC0405.5wR9	E14	5.5	N/A	N/A	470	N/A	2700K-1800K	Ra90	25000	Ø35x100	100-5%	F	Smart	3
LR057050/dw/r9-HRv00-WF	GU10	5	680	36	410	345	3000K-1800K	Ra90	25000	Ø50x55	100-5%	G	Smart	4
LR212100/dw/db/ru-HRv00-2B +024D045D SDCM ≤4	GU10	10	3800 [24°] 1600 [45°]	24/45	680 [24°] 720 [45°]	620 [24°] 660 [45°]	3000K-1800K	Ra97	40000	Ø111x82	100-5%	G	Pro	5



DIM TO WARM



Model No.	Lamp Base	Wattage (W)	Max. Luminous Intensity (cd)	Beam Angle (°)	Lumen (lm)	Useful Lumen (lm)	Colour Temp.	CRI	Rated Life (hrs)	Dimension (mm)	Dimmable	Energy Label	Series	Photo
Dimmable														
ER205120/dw/db/ru/HRv00-2B+024D045D*	G53	12	4500 [24°] 2000 [45°]	24/45	920 [24°] 970 [45°]	880 [24°] 920 [45°]	3000K-1800K	Ra97	40000	Ø111x58	100-1%	G	Pro	6
ER200065/dw/ru-HRv00-WF*	GU5.3	6.5	1200	36	430	400	3000K-1800K	Ra97	40000	Ø50x46	100-1%	G	Pro	7

ER200065/dw/ru-HRv00-WF* 350mA (DC16-20V)

ER205120/dw/db/ru/HRv00-2B+024D045D* 350mA (DC34V)

* Capable of linear dimming when working with DALI, DSI or 1-10V dimming drivers, and the dimming performance depends on the specification of driver.




MEGA EFFICIENCY












MEGAMAN® introduces the first MEGAMAN® **MEGA EFFICIENCY** with Energy Class A LED bulbs, these innovative LED bulbs meet the stringent EU Eco-design and Energy Labelling regulations, which came into effect on 1 September, 2021. Under the new regulations, only lighting products that achieve an energy efficiency of 210lm/W can be rated as EU Energy Class A. This means that these new Class A bulbs consume up to 53% less energy compared with LED lamps, to achieve the same light output and quality as standard MEGAMAN® LED bulbs. With the extra-long life time 50,000 hours making MEGAMAN® **MEGA EFFICIENCY** LED bulbs provide extremely high luminous efficiency of up to 211lm/W under 2700K. MEGAMAN® **MEGA EFFICIENCY** – LED bulbs are the best choice of LED bulbs to save energy and costs and are leading the way to a brighter, greener future for our Earth.

Product Features

- Extremely high luminous efficiency up to 211lm/W under 2700K
- Reach the highest level of the latest Energy Labelling regulations ()
- Consumes up to 53% less energy compared with LED lamp
- Extra-long life time to 50,000 hours

220-240V



Type	Eq. Watt (W)	Model No.	Lamp Base	Wattage (W)	Lumen (lm)	Colour Temp.	CRI	Rated Life (hrs)	Dimension (mm)	Dimmable	Energy Label	Series	Photo
Filament													
Non-Dimmable													
A60	40	LG6102.3CS	E27	2.3	485	2700K	80	50000	Ø60x104	N/A		Pro	1
A60	60	LG9804CS	E27	4	840	2700K	80	50000	Ø60x104	N/A		Pro	2
A60	75	LG9805CS	E27	5	1055	2700K	80	50000	Ø60x104	N/A		Pro	2
A60	100	LG231072-CSv00	E27	7.2	1521	2700K	80	50000	Ø60x104	N/A		Pro	3
P45	40	LG232012-CSv00	E14	1.2	252	2700K	80	50000	Ø45x79	N/A		Pro	4
P45	40	LG232023-CSv00	E14	2.3	485	2700K	80	50000	Ø45x79	N/A		Pro	4
Candle	40	LC208012-CSv00	E14	1.2	252	2700K	80	50000	Ø35x97	N/A		Pro	5
Candle	40	LC208023-CSv00	E14	2.3	485	2700K	80	50000	Ø35x97	N/A		Pro	5
G95	40	LG263023-CSv00	E27	2.3	485	2700K	80	50000	Ø95x137	N/A		Pro	6
G95	60	LG06804CS	E27	4	840	2700K	80	50000	Ø95x137	N/A		Pro	7



MEGA EFFICIENCY



220-240V

Type	Eq. Watt (W)	Model No.	Lamp Base	Wattage (W)	Lumen (lm)	Colour Temp.	CRI	Rated Life (hrs)	Dimension (mm)	Dimmable	Energy Label	Series	Photo
------	--------------	-----------	-----------	-------------	------------	--------------	-----	------------------	----------------	----------	--------------	--------	-------

Filament

Non-Dimmable

ST64	40	LG225023-CSv00	E27	2.3	485	2700K	80	50000	Ø64x140	N/A	A++	Pro	1
ST64	60	LG226040-CSv00	E27	4	840	2700K	80	50000	Ø64x140	N/A	A++	Pro	2



220-240V

Type	Eq. Watt (W)	Model No.	Lamp Base	Wattage (W)	Lumen (lm)	Colour Temp.	CRI	Rated Life (hrs)	Dimension (mm)	Dimmable	Energy Label	Series	Photo
------	--------------	-----------	-----------	-------------	------------	--------------	-----	------------------	----------------	----------	--------------	--------	-------

360° Illumination

Non-Dimmable

A60	40	LG295023-OPv00	E27	2.3	485	2700K	80	50000	Ø60x104	N/A	A++	Pro	3
A60	60	LG295040-OPv00	E27	4	840	2700K	80	50000	Ø60x104	N/A	A++	Pro	3
A60	75	LG295050-OPv00	E27	5	1055	2700K	80	50000	Ø60x104	N/A	A++	Pro	3
A60	100	LG295072-OPv00	E27	7.2	1521	2700K	80	50000	Ø60x104	N/A	A++	Pro	3



220-240V

Model No.	Wattage (W)	Max. Luminous Intensity (cd)	Beam Angle (°)	Lumen (lm)	Useful Lumen (lm)	Colour Temp.	CRI	Rated Life (hrs)	Dimension (mm)	Dimmable	Energy Label	Series	Photo
-----------	-------------	------------------------------	----------------	------------	-------------------	--------------	-----	------------------	----------------	----------	--------------	--------	-------

PAR16 Glass

Non-Dimmable

LR6302.1LN-WFL	2.1	700	36	430	375	2700K	80	50000	Ø50x55	N/A	A++	Pro	4
----------------	-----	-----	----	-----	-----	-------	----	-------	--------	-----	-----	-----	---

ULTRA RICHCOLOUR



Product Features

- MEGAMAN® Ultra RichColour is the perfect choice for display lighting applications where the visual appeal of items is essential, thanks to the richness and quality of colours, especially red colour rendition (R9) of >75
- Offers perfect linear dimming which is compatible with most popular leading and trailing EU dimmers
- Low maintenance costs thanks to extremely long lifetime up to 25,000 hours
- Low flickering ratio ≤ 8%

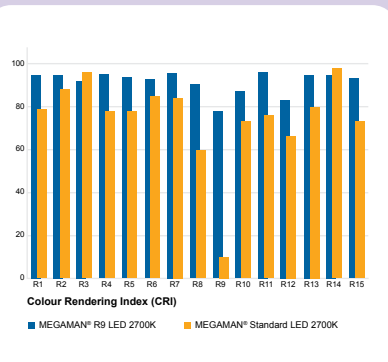


220-240V

Model No.	Lamp Base	Wattage (W)	Max. Luminous Intensity (cd)	Beam Angle (°)	Lumen (lm)	Useful Lumen (lm)	Colour Temp.	CRI	Rated Life (hrs)	Dimension (mm)	Dimmable	Energy Label	Series	Photo
U-DIM™														
A60														
LG7108.8dru	E27	8.8	N/A	N/A	810	N/A	2700K	Ra97	25000	Ø60x109	100-10%	F	Pro	1
CANDLE														
LC0405.5dru	E14	5.5	N/A	N/A	470	N/A	2700K	Ra97	25000	Ø35x100	100-10%	F	Pro	2
P45														
LG2605.5dru	E14	5.5	N/A	N/A	470	N/A	2700K	Ra97	25000	Ø45x87	100-10%	F	Pro	3
PAR16 Glass														
LR6304.7druLN-WFL	GU10	4.7	600	36	410	345	2700K	Ra97	25000	Ø50x55	100-10%	F	Pro	4
PAR16 Plastic														
LR057047/dm/ru-HRv00-WF	GU10	4.7	600	36	410	345	2700K	Ra97	25000	Ø50x55	100-10%	F	Pro	5

TSC	Appearance under daylight	Sample
R1	Light greyish red	[Sample]
R2	Dark greyish yellow	[Sample]
R3	Strong yellow green	[Sample]
R4	Moderate yellowish green	[Sample]
R5	Light bluish green	[Sample]
R6	Light blue	[Sample]
R7	Light violet	[Sample]
R8	Light reddish purple	[Sample]
R9	Strong red	[Sample]
R10	Strong yellow	[Sample]
R11	Strong green	[Sample]
R12	Strong blue	[Sample]
R13	Light yellowish pink	[Sample]
R14	Moderate olive green	[Sample]

Figure 1 Test Colour Sample



2000K MELLOTONE



Product Features

- The special colour temperature of 2000K MELLOTONE, create a warm, soft and comfortable atmosphere
- High CRI90 to maximize the richness and quality of colours
- MELLOTONE emits a warmer colour temperature, which is less attractive to many insects compared to cooler white colour temperature
- Dimmable 100% - 10% to save energy and change the visual appearance and mood of space

220-240V



Lamp Type	Model No.	Lamp Base	Wattage (W)	Lumen (lm)	Colour Temp.	CRI	Rated Life (hrs)	Dimension (mm)	Dimmable	Energy Label	Series	Photo
A60	LG307090/dm/r9-0Pv00	E27	9	810	2000K	Ra90	25000	Ø60x107	100-10%	F	Smart	1
A60	LG268120/dm/r9-0Pv00	E27	12	1055	2000K	Ra90	25000	Ø60x121	100-10%	F	Smart	2
P45	LG305029/dm/r9-0Pv00	E14	2.9	250	2000K	Ra90	25000	Ø45x77	100-10%	F	Smart	3
P45	LG306055/dm/r9-0Pv00	E14	5.5	470	2000K	Ra90	25000	Ø45x91	100-10%	F	Smart	4
Candle	LC217032/dm/r9-0Pv00	E14	3.2	250	2000K	Ra90	25000	Ø37x100	100-10%	G	Smart	5
Candle	LC218060/dm/r9-0Pv00	E14	6	470	2000K	Ra90	25000	Ø37x107	100-10%	G	Smart	6

220-240V



Work well under fire-rated downlights at Ta45°C



Lamp Type	Model No.	Wattage (W)	Max. Luminous Intensity (cd)	Beam Angle (°)	Lumen (lm)	Useful Lumen (lm)	Colour Temp.	CRI	Rated Life (hrs)	Dimension (mm)	Dimmable	Energy Label	Series
PAR16	LR232045/dm/r9-HRv00-WF	4.5	650	36	410	345	2000K	Ra90	25000	Ø50x55	100-10%	F	Smart

220-240V



6kV SURGE PROTECTION



Lamp Type	Model No.	Lamp Base	Wattage (W)	Luminous Flux (lm)	Colour Temp.	CRI	Rated Life (hrs)	Operating Temperature	Dimension (mm)	Energy Label	Series
Clusterlite	LH200024-0Pv00	E27	24.5	2900	2000K	80	50000	-30°C to +60°C	Ø63x196	E	Pro

The LED CLUSTERLITE® is not water resistant. The waterproof performance of the lamp would only be attained if the lamp is used with a light fitting with an IP rating of IP44 or above. The ambient temperature inside the fixture must not exceed 60°C, which is equivalent to a minimum volume of 120x360x220(mm).

AR111



Product Features

- Simple push action on AR111 featured with Dual Beam Technology (DBT) can shape the light spot of the lamp from a narrow beam 24° to a wider beam angle 45°
- Comprehensive Professional series of LED AR111 reflectors for 50W, 75W and 100W halogen AR111 replacement with DBT technology which increases functionality and flexibility for different environments
- Offers perfect linear dimming which is compatible with most leading-edge and trailing-edge EU dimmers
- Ultra RichColour (CRI 97) maximizes the richness and quality of colours, especially red colour rendition (R9) of > 75
- Dim-to-Warm options available to perfectly simulate the characteristics of incandescent and halogen lamps in terms of the outlook, size, and lighting effect to offer lighting performance that is familiar to consumers
- Extremely long lifetime of 40,000 hours
- Colour Consistency SDCM ≤ 4



1



2



3

220-240V



Input	Model No.	Lamp Base	Wattage (W)	Max. Luminous Intensity (cd)	Beam Angle (°)	Lumen (lm)	Useful Lumen (lm)	Colour Temp.	CRI	Rated Life (hrs)	Dimension (mm)	Dimmable	Energy Label	Series	Photo
-------	-----------	-----------	-------------	------------------------------	----------------	------------	-------------------	--------------	-----	------------------	----------------	----------	--------------	--------	-------

Dual Beam Technology SDCM ≤4

Dim To Warm

220-240V	LR212100/dw/db/ru-HRv00-2B+024D045D	GU10	10	3800 [24°] 1600 [45°]	24/45	680 [24°] 720 [45°]	620 [24°] 660 [45°]	3000K-1800K	Ra97	40000	Ø111x82	100-5%	G	Pro	1
350mA (DC34V)	ER205120/dw/db/ru-HRv00-2B+024D045D	G53	12	4500 [24°] 2000 [45°]	24/45	920 [24°] 970 [45°]	880 [24°] 920 [45°]	3000K-1800K	Ra97	40000	Ø111x58	100-1%	G	Pro	2

U-DIM™

220-240V	LR212110/dm/db/ru-HRv00-2B+024D045D	GU10	11	3600 [24°] 1500 [45°]	24/45	800 [24°] 870 [45°]	720 [24°] 780 [45°]	2700K	Ra97	40000	Ø111x82	100-5%	G	Pro	1
220-240V	LR212110/dm/db-HRv00-2B+024D045D	GU10	11	5000 [24°] 2000 [45°]	24/45	980 [24°] 1070 [45°]	870 [24°] 950 [45°]	2700K	80	40000	Ø111x82	100-5%	F	Pro	1

Dimmable

AC12V	ER205115/dm/db-HRv00-2B+024D045D	G53	11.5	5000 [24°] 2000 [45°]	24/45	1000 [24°] 1050 [45°]	900 [24°] 950 [45°]	2700K	80	40000	Ø111x58	100-10%	F	Pro	2
-------	----------------------------------	-----	------	--------------------------	-------	--------------------------	------------------------	-------	----	-------	---------	---------	---	-----	---

Hybrid Reflector

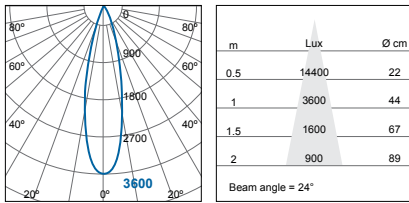
U-DIM™

220-240V	LR6509.5dR9HR-75H08D	GU10	9.5	13000	8	650	590	2700K	Ra90	40000	Ø111x82	100-5%	G	Pro	3
----------	----------------------	------	-----	-------	---	-----	-----	-------	------	-------	---------	--------	---	-----	---

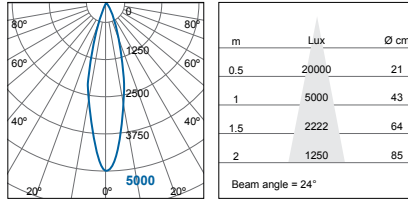
AR111



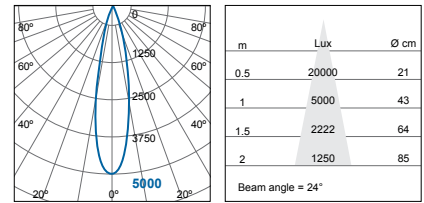
LR212110/dm/db/ru-HRv00-2B+024D



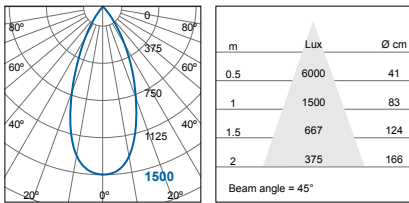
LR212110/dm/db-HRv00-2B+024D



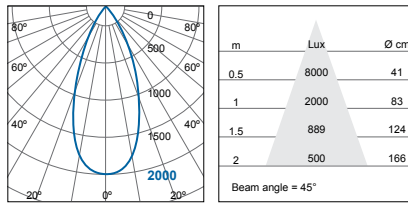
ER205115/dm/db-HRv00-2B+024D



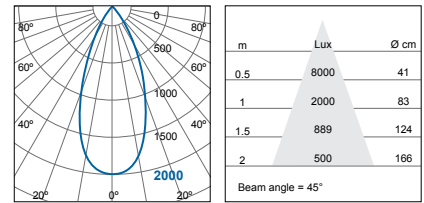
LR212110/dm/db/ru-HRv00-2B+045D



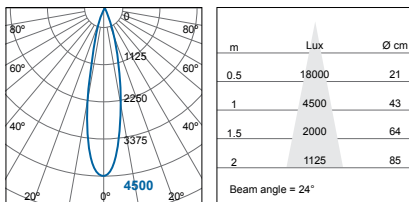
LR212110/dm/db-HRv00-2B+045D



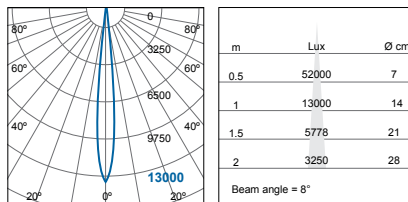
ER205115/dm/db-HRv00-2B+045D



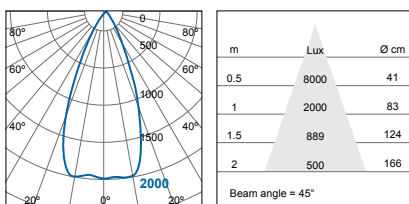
ER205120/dw/db/ru-HRv00-2B+024D



LR6509.5dR9HR-75H08D



ER205120/dw/db/ru-HRv00-2B+045D





DBT PAR16



Product Features

- Simple push action on PAR16 featured with Dual Beam Technology (DBT) can shape the light spot of the lamp from a narrow beam to a wider beam angle, including 24° to 35°, 40° to 60°
- Perfectly designed as replacement for traditional halogen lamps which deliver a sport light to create the desired atmosphere
- Offer perfect linear dimming which is compatible with most leading-edge and trailing-edge EU dimmers
- Enhance efficacy, beam control and excellent optics by Hybrid Reflector Technology
- Captivating appearance by all glass integrated design
- Various beam angle options available, including 24°, 36°, 40°, 60° and 100°
- Work well under fire rated downlights with the life time up to 25,000 hours at 45°C
- Up to 92% instant energy saving compared to 50W halogen lamps



220-240V



Work well under fire-rated downlights at Ta45°C

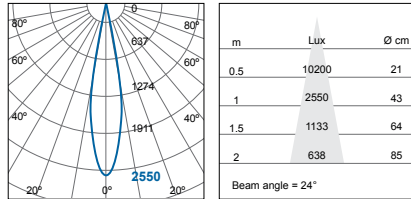
Model No.	Wattage (W)	Max. Luminous Intensity (cd)	Beam Angle (°)	Lumen (lm)	Useful Lumen (lm)	Colour Temp.	CRI	Rated Life (hrs)	Dimension (mm)	Dimmable	Energy Label	Series	Photo
Dual Beam Technology													
U-DIM™													
LR211052/dm/db-HRv00-2B+024D035D	5.2	2550 [24°] 1650 [35°]	24/35	430	400	2700K	80	25000	Ø50x56	100-5%	F	Pro	1
LR211052/dm/db-HRv00-2B+040D060D	5.2	900 [40°] 420 [60°]	40/60	430	400	2700K	80	25000	Ø50x56	100-5%	F	Pro	2
LR211053/dm/db-HRv00-2B+024D035D	5.3	3000 [24°] 1800 [35°]	24/35	550	500	2700K	80	25000	Ø50x56	100-5%	E	Pro	1

DBT PAR16

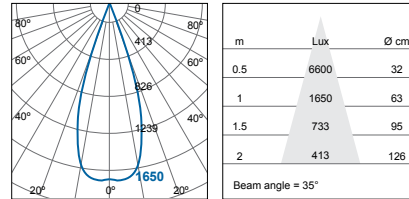
PHOTOMETRIC DATA



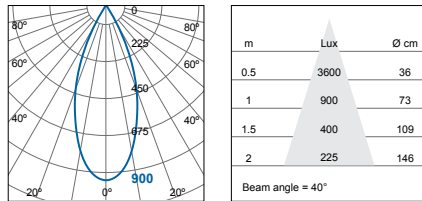
LR211052/dm/db-HRv00-2B+024D



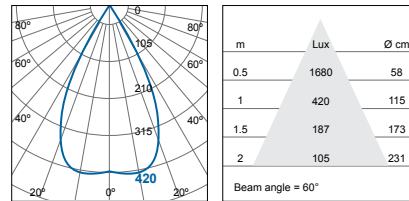
LR211052/dm/db-HRv00-2B+035D



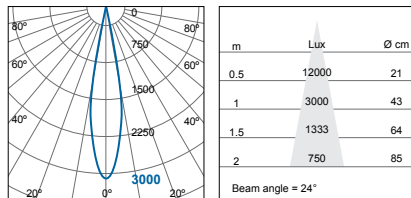
LR211052/dm/db-HRv00-2B+040D



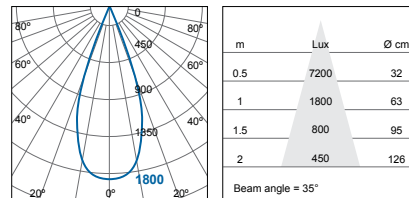
LR211052/dm/db-HRv00-2B+060D



LR211053/dm/db-HRv00-2B+024D



LR211053/dm/db-HRv00-2B+035D



PAR16



- Ultra RichColour (CRI 97) maximizes the richness and quality of colours, especially red colour rendition (R9) of > 75
- Dim-to-Warm options available to perfectly simulate the characteristics of incandescent and halogen lamps in terms of the outlook, size, and lighting effect to offer lighting performance that is familiar to consumers



220-240V



Work well under fire-rated downlights at Ta45°C

Model No.	Wattage (W)	Max. Luminous Intensity (cd)	Beam Angle (°)	Lumen (lm)	Useful Lumen (lm)	Colour Temp.	CRI	Rated Life (hrs)	Dimension (mm)	Dimmable	Energy Label	Series	Photo
Plastic (Non-DBT)													
Dim To Warm													
LR057050/dw/r9-HRv00-WF	5	680	36	410	345	3000K-1800K	Ra90	25000	Ø50x55	100-5%	G	Smart	1
U-DIM™													
LR057047/dm/ru-HRv00-WF	4.7	600	36	410	345	2700K	Ra97	25000	Ø50x55	100-10%	F	Pro	1
Dimmable													
LR057033/dm-HRv00-WF	3.3	650	36	410	345	2700K	80	25000	Ø50x55	100-10%	E	Smart	1
LR057041/dm-HRv00-WF	4.1	900	36	500	430	2700K	80	25000	Ø50x55	100-10%	E	Smart	1
LR232045/dm/r9-HRv00-WF	4.5	650	36	410	345	2000K	Ra90	25000	Ø50x55	100-10%	F	Smart	2
Non-Dimmable													
LR057033-HRv00-WF	3.3	680	36	410	345	2700K	80	15000	Ø50x55	N/A	E	Econ	1
LR057059-HRv00-SF	5.9	300	100	600	500	2700K	80	15000	Ø50x55	N/A	F	Econ	3
High lumen GU10 Dimmable													
LR237050/dm-HRv00-FL	5	1600	24	650	550	2700K	80	25000	Ø50x55	100-10%	E	Smart	4
LR232050/dm-HRv00-WF	5	1200	36	700	600	2700K	80	25000	Ø50x56	100-10%	D	Smart	5
LR237045/dm-HRv00-SF	4.5	350	90	600	520	2700K	80	25000	Ø50x55	100-10%	D	Smart	4

PAR16




220-240V

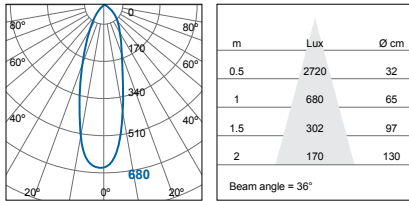
Model No.	Wattage (W)	Max. Luminous Intensity (cd)	Beam Angle (°)	Lumen (lm)	Useful Lumen (lm)	Colour Temp.	CRI	Rated Life (hrs)	Dimension (mm)	Dimmable	Energy Label	Series	Photo
Glass (Non-DBT)													
U-DIM™													
LR6304.7druLN-WFL	4.7	600	36	410	345	2700K	Ra97	25000	Ø50x55	100-10%	F	Pro	6
Dimmable													
LR6304.7dLN-WFL	4.7	650	36	390	345	2700K	80	15000	Ø50x55	100-10%	F	Smart	8
LR6306.2dLN-WFL	6.2	800	36	520	450	2700K	80	15000	Ø50x55	100-10%	F	Smart	6
Non-Dimmable													
LR6302.1LN-WFL	2.1	700	36	400	375	2700K	80	50000	Ø50x55	N/A		Pro	7
LR6301.9LN-WFL	1.9	350	36	190	140	2700K	80	15000	Ø50x55	N/A	F	Econ	8
LR6303.1LN-WFL	3.1	450	36	270	230	2700K	80	15000	Ø50x55	N/A	F	Econ	8
LR6304.7LN-WFL	4.7	650	36	390	345	2700K	80	15000	Ø50x55	N/A	F	Econ	8
LR6304.9LN-WFL	4.9	800	36	520	450	2700K	80	15000	Ø50x55	N/A	F	Econ	8

PAR16

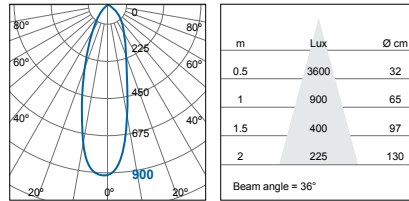
PHOTOMETRIC DATA



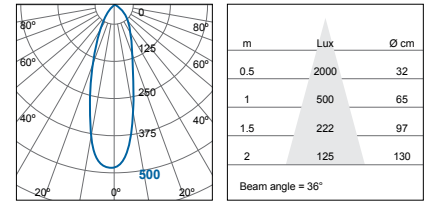
LR057033/dm-HRv00-WF



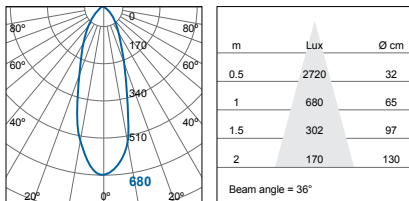
LR232055/dm-HRv00-WF



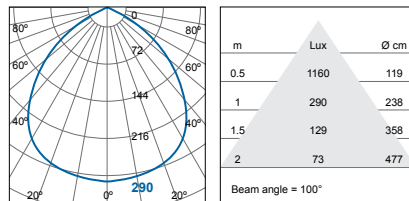
LR057033-HRv00-WF



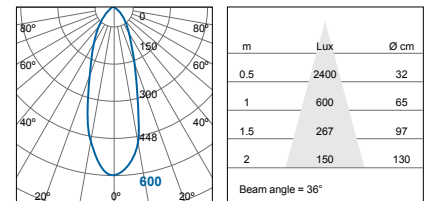
LR057050/dw/r9-HRv00-WF



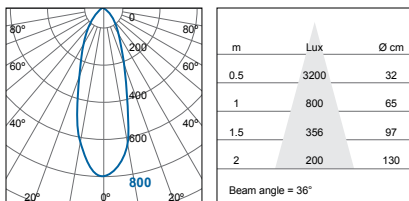
LR057072-HRv00-ND



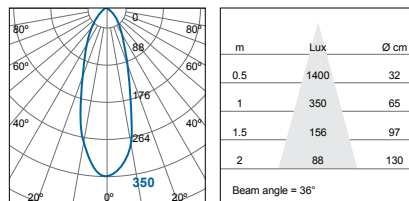
LR6304.7dLN-WFL



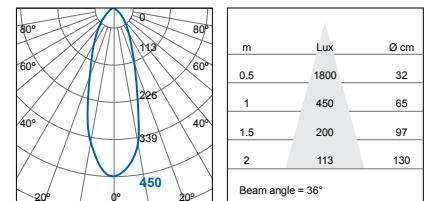
LR6306.2dLN-WFL



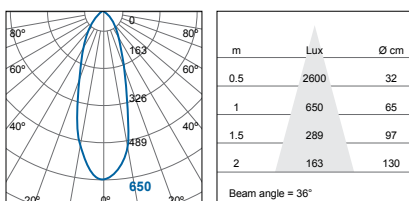
LR6301.9LN-WFL



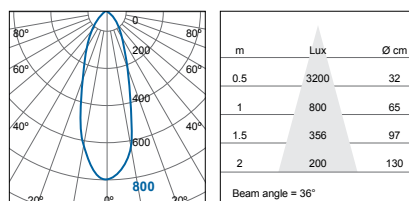
LR6303.1LN-WFL



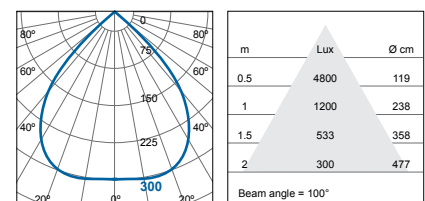
LR6304.7LN-WFL



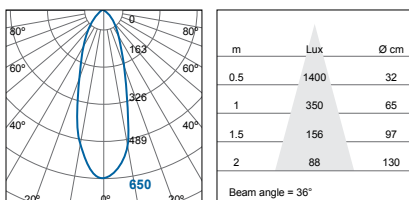
LR6304.9LN-WFL



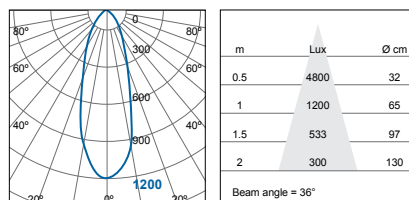
LR057059-HRv00-SF



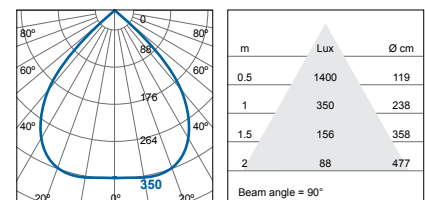
LR232045/dm/r9-HRv00-WF



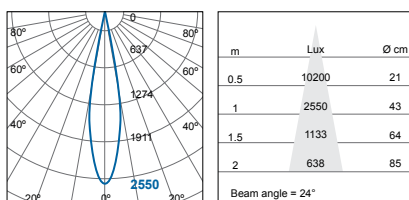
LR232050/dm-HRv00-WF



LR237045/dm-HRv00-SF



LR237050/dm-HRv00-FL





HYBRID FOCUS PAR16



Product Features

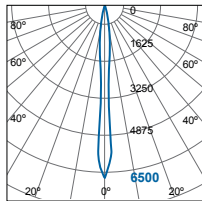
- With advance Hybrid Focus technology, MEGAMAN® develops an ultra-narrow beam angle 6° & 12° GU10
- High CRI90 to maximize the richness and quality of colours
- Perfect for any applications that require precision lighting to highlight the object



220-240V

Model No.	Wattage (W)	Max. Luminous Intensity (cd)	Beam Angle (°)	Lumen (lm)	Useful Lumen (lm)	Colour Temp.	CRI	Rated Life (hrs)	Dimension (mm)	Dimmable	Energy Label	Series	Photo
LR237050/dm/r9-HRv00-NS	5	6500	6	410	345	2700K	Ra90	25000	Ø50x55	100-10%	F	Smart	1
LR237060/dm/r9-HRv00-SP	6	5000	12	560	460	2700K	Ra90	25000	Ø50x54	100-10%	F	Smart	2

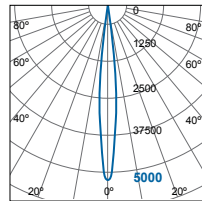
LR237050/dm/r9-HRv00-NS



m	Lux	Ø cm
0.5	26000	21
1	6500	43
1.5	2889	64
2	1625	85

Beam angle = 6°

LR237060/dm/r9-HRv00-SP



m	Lux	Ø cm
0.5	20000	21
1	5000	43
1.5	2222	64
2	1250	85

Beam angle = 12°

MR16



Product Features

- MEGAMAN® LED MR16 reflector has the same compact profile as halogen MR16 and delivers superb lighting performance, excellent light efficiency and better glare control for both accent and ambient lighting applications
- Ultra RichColour (CRI 97) maximizes the richness and quality of colours, especially red colour rendition (R9) of > 75
- Dim-to-Warm options available to perfectly simulate the characteristics of incandescent and halogen lamps in terms of the outlook, size, and lighting effect to offer lighting performance that is familiar to consumers
- Constant current MR16 works with DALI, DSI, 1-10V dimming drivers, it works with MEGAMAN® driver which drive 3pcs of lamp with synchronized start-up time
- Work well with AC 12V halogen transformers and generate much less heat
- Extremely long lifetime up to 40,000 hours




Input	Model No.	Wattage (W)	Max. Luminous Intensity (cd)	Beam Angle (°)	Lumen (lm)	Useful Lumen (lm)	Colour Temp.	CRI	Rated Life (hrs)	Dimension (mm)	Dimmable	Energy Label	Series	Photo
Plastic														
Dim To Warm														
350mA (DC16-20V)	ER200065/dw/ru-HRv00-WF	6.5	1200	36	430	400	3000K-1800K	Ra97	40000	Ø50x46	100-1%	G	Pro	1
Constant Current														
350mA (DC16-20V)	ER200065/dm-HRv00-WF*	6.5	1800	36	700	650	2700K	80	35000	Ø50x46	100-1%	F	Pro	1
Dimmable														
12V	ER045044/dm-LNv00-WF	4.4	700	36	410	345	2700K	80	15000	Ø50x46	100-10%	F	Smart	3
AC 12V	ER203080/dm-HRv00-WF	8	1800	36	600	500	2700K	80	25000	Ø50x46	100-10%	F	Smart	1
Non-Dimmable														
12V	ER208029-HRv00-WF	2.9	550	36	290	230	2700K	80	15000	Ø50x46	N/A	F	Econ	2
12V	ER208044-HRv00-WF	4.4	700	36	410	345	2700K	80	15000	Ø50x46	N/A	F	Econ	2
12V	ER208057-HRv00-WF	5.7	800	36	530	450	2700K	80	15000	Ø50x46	N/A	F	Econ	2
Glass														
Non-Dimmable														
12V	ER045029-LNv00-WF	2.9	500	36	290	230	2700K	80	15000	Ø50x46	N/A	F	Econ	3
12V	ER045044-LNv00-WF	4.4	700	36	410	345	2700K	80	15000	Ø50x46	N/A	F	Econ	3
12V	ER045057-LNv00-WF	5.7	800	36	530	450	2700K	80	15000	Ø50x46	N/A	F	Econ	3

Constant Current Driver Specification

Category	Model No.	Main Input Voltage (V)	Output Voltage (V)	Max. System Wattage (W)	Rated Life (hrs)	Power Factor (λ)	Width (mm)	Length (mm)	Height (mm)	Dimmable
1X Driver	LD0509x1d-C350	220-240V	DC16-24V	9	50000	>0.9	46	62	20	100-5%
3X Driver	LD205021/dm-C0350		DC30-60V	21			55	116	25	

* Capable of linear dimming when working with DALI, DSI or 1-10V dimming drivers, and the dimming performance depends on the specification of driver.

PAR20, PAR30L,
PAR38



Product Features

- Enhance efficacy, beam control and excellent optics by Hybrid Reflector Technology
- IP65-rated available outdoor use
- Dimmable version is available in PAR38, allowing users to adjust brightness level from 100% to 10%
- Life time up to 25,000 hours
- Beam angle 36°



220-240V

IP65
rated
outdoor
version

Lamp Type	Model No.	Lamp Base	Wattage (W)	Max. Luminous Intensity (cd)	Beam Angle (°)	Lumen (lm)	Useful Lumen (lm)	Colour Temp.	CRI	Rated Life (hrs)	Dimension (mm)	Dimmable	Energy Label	Series	Photo
Dimmable															
PAR30L	LR228110/dm-HRv00-WF	E27	11	2000	36	1200	1000	3000K	80	25000	Ø95x105	100-10%	E	Smart	2
PAR38	LR229160/dm-HRv00-WF	E27	16	3000	36	1850	1600	3000K	80	25000	Ø120x135	100-10%	E	Smart	3
Non-Dimmable															
PAR20	LR227070-HRv00-WF	E27	7	1300	36	800	660	3000K	80	25000	Ø63x90	N/A	E	Econ	1
PAR30L	LR228110-HRv00-WF	E27	11	2100	36	1300	1050	3000K	80	25000	Ø95x105	N/A	E	Econ	2
PAR38	LR229160-HRv00-WF	E27	16	3000	36	1850	1600	3000K	80	25000	Ø120x135	N/A	E	Econ	3

R50, R63, R80



Product Features

- The MEGAMAN® LED R50, R63 and R80 delivers impressive spot lighting which a perfect retrofit replacement for halogen or incandescent spots
- Plastic and glass versions with different beam angle options are available for various applications
- Dimmable version available for glass version, allowing users to adjust brightness level from 100% to 10%
- Compatible with existing fixture with E27 and E14 holders
- Flicker Free $\leq 3\%$ for non-dimmable version provides maximum visual comfort



220-240V

Plastic Version

Lamp Type	Model No.	Lamp Base	Wattage (W)	Beam Angle (°)	Max. Luminous Intensity (cd)	Lumen (lm)	Luminous Flux in 90° Cone (lm)	Colour Temp.	CRI	Rated Life (hrs)	Dimension (mm)	Energy Label	Series	Photo
Non-Dimmable														
R50	LR216014-HRv00-WF	E14	1.4	36	270	110	104	2700K	80	15000	Ø50x81	F	Econ	1
R50	LR216026-OPv00-ND	E14	2.6	100	N/A	250	N/A	2700K	80	15000	Ø50x81	F	Econ	2
R50	LR216027-HRv00-WF	E14	2.7	36	450	205	196	2700K	80	15000	Ø50x81	F	Econ	1
R50	LR216049-OPv00-ND	E14	4.9	100	N/A	470	N/A	2700K	80	15000	Ø50x81	F	Econ	2
R63	LR217049-OPv00-ND	E27	4.9	100	N/A	470	N/A	2700K	80	15000	Ø63x102	F	Econ	3
R80	LR218086-OPv00-ND	E27	8.6	100	N/A	810	N/A	2700K	80	15000	Ø80x110	F	Econ	4

220-240V

Glass Version



Lamp Type	Model No.	Lamp Base	Wattage (W)	Beam Angle (°)	Max. Luminous Intensity (cd)	Lumen (lm)	Luminous Flux in 90° Cone (lm)	Colour Temp.	CRI	Rated Life (hrs)	Dimension (mm)	Dimmable	Energy Label	Series	Photo
Dimmable															
R50	LR219030/dm-OPv00-WF	E14	3.0	36	430	310	250	2700K	80	15000	Ø50x82	100 –10%	F	Smart	5
R63	LR220042/dm-OPv00-WF	E27	4.2	36	630	410	345	2700K	80	15000	Ø63x102	100 –10%	F	Smart	6
R80	LR221040/dm-OPv00-WF	E27	4.0	36	700	410	345	2700K	80	15000	Ø80x110	100 –10%	F	Smart	7
Non-Dimmable															
R50	LR219016-OPv00-WF	E14	1.6	36	200	125	104	2700K	80	15000	Ø50x82	N/A	G	Econ	5
R50	LR219032-OPv00-WF	E14	3.2	36	360	220	196	2700K	80	15000	Ø50x82	N/A	G	Econ	5
R63	LR220033-OPv00-WF	E27	3.3	36	400	235	207	2700K	80	15000	Ø63x102	N/A	G	Econ	6
R63	LR220045-OPv00-WF	E27	4.5	36	630	410	345	2700K	80	15000	Ø63x102	N/A	F	Econ	6
R80	LR221044-OPv00-WF	E27	4.4	36	750	410	345	2700K	80	15000	Ø80x110	N/A	F	Econ	7
R80	LR221085-OPv00-WF	E27	8.5	36	950	810	667	2700K	80	15000	Ø80x110	N/A	F	Econ	7

CLASSIC



Product Features

- Perfect LED replacement for halogen lamps in applications
- Offers perfect linear dimming which is compatible with most popular EU dimmer
- Options of RichColour (CRI ≥ 97) in dimmable versions available to maximize colour richness
- High luminous efficacy up to 171lm/W which offers instant energy savings of up to 89% compared to traditional lamps
- High lumen output up to 2900lm
- Low maintenance costs thanks to extremely long lifetime up to 25,000 hours




220-240V DC12V

Input	Eq. Watt (W)	Model No.	Lamp Base	Wattage (W)	Lumen (lm)	Colour Temp.	CRI	Rated Life (hrs)	Dimension (mm)	Dimmable	Energy Label	Series	Photo
Dim To Warm													
220-240V	40	LG7105wR9	E27	4.9	470	2700K-1800K	Ra90	25000	Ø60x109	100-5%	F	Smart	1
220-240V	60	LG7108.2wR9	E27	8.2	810	2700K-1800K	Ra90	25000	Ø60x109	100-5%	F	Smart	1
Standard Bulb													
U-DIM™													
220-240V	60	LG7108.8dru	E27	8.8	810	2700K	Ra97	25000	Ø60x109	100-10%	F	Pro	1
Dimmable													
220-240V	40	LG7105.5d	E27	5.5	470	2700K	80	25000	Ø60x109	100-10%	F	Smart	1
220-240V	60	LG7108.5d	E27	8.5	810	2700K	80	25000	Ø60x109	100-10%	F	Smart	1
220-240V	60	LG307090/dm/r9-OPv00	E27	9	810	2000K	Ra90	25000	Ø60x106	100-10%	F	Smart	2
220-240V	75	LG7108.7d	E27	8.7	1055	2700K	80	25000	Ø60x109	100-10%	E	Smart	1
220-240V	60	LG268120/dm/r9-OPv00	E27	12	1055	2000K	Ra90	25000	Ø60x120	100-10%	F	Smart	4
220-240V	100	LG200127/dm-OPv00	E27	12.7	1521	2700K	80	25000	Ø60x114	100-10%	E	Smart	3
220-240V	125	LG268150/dm-OPv00	E27	15	2050/2150	2700K/4000K	80	25000	Ø60x120	100-10%	D	Smart	4
220-240V	150	LG268159/dm-OPv00	E27	15.9	2452/2552	2700K/4000K	80	25000	Ø60x120	100-10%	D	Smart	4
Non-Dimmable													
220-240V	40	LG7104.8	E27	4.8	470	2700K	80	15000	Ø60x106	N/A	F	Econ	2
DC12V	40	LG7105+DC012	E27	5	470	2700K	80	15000	Ø60x109	N/A	F	Econ	1
220-240V	40	LG7106.1	E27	6.1	600	2700K	80	15000	Ø60x106	N/A	F	Econ	2
220-240V	60	LG7108.6	E27	8.6	810	2700K	80	15000	Ø60x106	N/A	F	Econ	2
220-240V	75	LG7109	E27	9	1055	2700K	80	15000	Ø60x109	N/A	E	Econ	1
220-240V	100	LG200133-OPv00	E27	13.3	1521	2700K	80	15000	Ø60x114	N/A	E	Econ	3
220-240V	125	LG268150-OPv00	E27	15	2050/2150	2700K/4000K	80	15000	Ø60x120	N/A	D	Econ	4
220-240V	150	LG268165-OPv00	E27	16.5	2452/2552	2700K/4000K	80	15000	Ø60x120	N/A	D	Econ	4
220-240V	165	LG268170-OPv00	E27	17	2752/2900	2700K/4000K	80	15000	Ø60x120	N/A	C	Econ	4
High Temperature Lamp													
Dimmable													
220-240V	60	LG7106dv3	E27	6	810	2700K	80	25000	Ø60x110	100-10%	D	Smart	5
Non-Dimmable													
220-240V	40	LG7104.5v3	E27	4.5	470	2700K	80	25000	Ø60x109	N/A	F	Smart	1
220-240V	60	LG7107v3	E27	7	810	2700K	80	25000	Ø60x109	N/A	E	Smart	1
Cold Weather Lamp													
Non-Dimmable													
220-240V	40	LG7108.6v2	E27	8.6	810	2700K	80	15000	Ø60x106	N/A	F	Smart	2
220-240V	60	LG7109v2	E27	9	1055	2700K	80	15000	Ø60x109	N/A	E	Smart	1

CLASSIC











Product Features

- 360° light illumination with uniform light distribution and high quality lighting performance
- Extremely high luminous efficiency up to 211lm/W under 2700K
- Reach the highest level of the latest Energy Labelling regulations ()
- Consumes up to 53% less energy compared with LED lamp
- Extra-long life time to 50,000 hours



220-240V

Eq. Watt (W)	Model No.	Lamp Base	Wattage (W)	Lumen (lm)	Colour Temp.	CRI	Rated Life (hrs)	Dimension (mm)	Dimmable	Energy Label	Series	Photo
360° Illumination												
Dimmable												
60	LG206042/dm-OPv00	E27	4.2	470	2700K	80	15000	Ø60x104	100-10%	E	Smart	1
75	LG206072/dm-OPv00	E27	7.2	810	2700K	80	15000	Ø60x104	100-10%	E	Smart	1
100	LG206085/dm-OPv00	E27	8.5	1055	2700K	80	15000	Ø60x104	100-10%	E	Smart	1
100	LG206110/dm-OPv00	E27	11	1521	2700K	80	15000	Ø60x104	100-10%	D	Smart	1
Non-Dimmable												
40	LG206023-OPv00	E27	2.3	485	2700K	80	50000	Ø60x104	N/A		Pro	1
60	LG206040-OPv00	E27	4	840	2700K	80	50000	Ø60x104	N/A		Pro	1
75	LG206050-OPv00	E27	5	1055	2700K	80	50000	Ø60x104	N/A		Pro	1
100	LG206072-OPv00	E27	7.2	1521	2700K	80	50000	Ø60x104	N/A		Pro	1
40	LG206040-OPv00	E27	4	470	2700K	80	15000	Ø60x104	N/A	E	Econ	1
60	LG206068-OPv00	E27	6.8	810	2700K	80	15000	Ø60x104	N/A	E	Econ	1
75	LG206085-OPv00	E27	8.5	1055	2700K	80	15000	Ø60x104	N/A	E	Econ	1
100	LG206110-OPv00	E27	11	1521	2700K	80	15000	Ø60x104	N/A	D	Econ	1
Filament												
Dimmable												
60	LG6104.2dCS	E27	4.2	470	2700K	80	15000	Ø60x104	100-10%	E	Smart	2
60	LG9807.2dCS	E27	7.2	810	2700K	80	15000	Ø60x104	100-10%	E	Smart	3
75	LG9807.8dCS	E27	7.8	1055	2700K	80	15000	Ø60x104	100-10%	D	Smart	3
100	LG9811dCS	E27	11	1521	2700K	80	15000	Ø60x104	100-10%	D	Smart	3
Non-Dimmable												
40	LG6102.3CS	E27	2.3	485	2700K	80	50000	Ø60x104	N/A		Pro	2
60	LG9804CS	E27	4	840	2700K	80	50000	Ø60x104	N/A		Pro	3
75	LG9805CS	E27	5	1055	2700K	80	50000	Ø60x104	N/A		Pro	3
100	LG231072-CSv00	E27	7.2	1521	2700K	80	50000	Ø60x104	N/A		Pro	4
40	LG6104CS	E27	4	470	2700K	80	15000	Ø60x104	N/A	E	Econ	2
60	LG9806.8CS	E27	6.8	810	2700K	80	15000	Ø60x104	N/A	E	Econ	3
75	LG9807.8CS	E27	7.8	1055	2700K	80	15000	Ø60x104	N/A	D	Econ	3
100	LG9811CS	E27	11	1521	2700K	80	15000	Ø60x104	N/A	D	Econ	3

P45



Product Features

- Perfect LED replacement for halogen lamps and incandescent lamps in applications where the faithful colour reproduction associated with natural light is crucial
- Dim to Warm technology allow dimming control by dimmer and normal ON/OFF switch respectively
- Offers perfect linear dimming which is compatible with most popular EU dimmer
- Options of RichColour (CRI ≥ 97) in dimmable versions available to maximize colour richness
- High efficacy of up to 128lm/W
- Up to 90% instant energy savings compared to traditional light bulbs
- Long lifetime up to 25,000 hours




220-240V

Eq.Watt (W)	Model No.	Lamp Base	Wattage (W)	Lumen (lm)	Colour Temp.	CRI	Rated Life (hrs)	Dimension (mm)	Dimmable	Energy Label	Series	Photo
Standard Bulb												
Dim To Warm												
40	LG2602.9wR9	E14	2.9	250	2700K-1800K	Ra90	25000	Ø45x87	100-5%	F	Smart	1
60	LG2605.5wR9	E14	5.5	470	2700K-1800K	Ra90	25000	Ø45x87	100-5%	F	Smart	1
U-DIM™												
40	LG2605.5dru	E14	5.5	470	2700K	Ra97	25000	Ø45x87	100-10%	F	Pro	1
Dimmable												
25	LG2602.9d	E14	2.9	250	2700K	80	25000	Ø45x87	100-10%	F	Smart	1
25	LG305029/dm/r9-OPv00	E14	2.9	250	2000K	Ra90	25000	Ø45x79	100-10%	F	Smart	4
40	LG2605.5d	E14	5.5	470	2700K	80	25000	Ø45x87	100-10%	F	Smart	1
40	LG306055/dm/r9-OPv00	E14	5.5	470	2000K	Ra90	25000	Ø45x90	100-10%	F	Smart	5
Non-Dimmable												
15	LG2601.6	E14	1.6	136	2700K	80	15000	Ø45x82	N/A	F	Econ	2
25	LG2602.9	E14	2.9	250	2700K	80	15000	Ø45x82	N/A	F	Econ	2
40	LG2604.9	E14	4.9	470	2700K	80	15000	Ø45x82	N/A	F	Econ	2
60	LG221077-OPv00	E14	7.7	810	2700K	80	15000	Ø45x82	N/A	F	Econ	3

P45





Product Features

- 360° light illumination with uniform light distribution and high quality lighting performance
- Extremely high luminous efficiency up to 211lm/W under 2700K
- Reach the highest level of the latest Energy Labelling regulations ()
- Consumes up to 53% less energy compared with LED lamp
- Extra-long life time to 50,000 hours



220-240V

Eq. Watt (W)	Model No.	Lamp Base	Wattage (W)	Lumen (lm)	Colour Temp.	CRI	Rated Life (hrs)	Dimension (mm)	Dimmable	Energy Label	Series	Photo
360° Illumination												
Dimmable												
40	LG204042/dm-OPv00	E14	4.2	470	2700K	80	15000	Ø45x79	100-10%	E	Smart	1
Non-Dimmable												
15	LG204012-OPv00	E14	1.2	136	2700K	80	15000	Ø45x79	N/A	E	Econ	1
25	LG204021-OPv00	E14	2.1	250	2700K	80	15000	Ø45x79	N/A	E	Econ	1
40	LG204040-OPv00	E14	4	470	2700K	80	15000	Ø45x79	N/A	E	Econ	1
60	LG204068-OPv00	E14	6.8	810	2700K	80	15000	Ø45x79	N/A	E	Econ	1
Filament												
Dimmable												
40	LG9604.2dCS	E14	4.2	470	2700K	80	15000	Ø45x79	100-10%	E	Smart	2
Non-Dimmable												
40	LG232012-CSv00	E14	1.2	252	2700K	80	50000	Ø45x79	N/A		Pro	3
40	LG232023-CSv00	E14	2.3	485	2700K	80	50000	Ø45x79	N/A		Pro	3
25	LG9602.1CS	E14	2.1	250	2700K	80	15000	Ø45x79	N/A	E	Econ	2
40	LG9604CS	E14	4	470	2700K	80	15000	Ø45x79	N/A	E	Econ	2
60	LG232059-CSv00	E14	5.9	810	2700K	80	15000	Ø45x79	N/A	D	Econ	3

CANDLE



Product Features

- Perfect LED replacement for halogen lamps incandescent lamps in applications where the faithful colour reproduction associated with natural light is crucial
- Dim to Warm technology allow dimming control by dimmer and normal ON/OFF switch respectively
- Offers perfect linear dimming which is compatible with most popular EU dimmer
- Options of RichColour (CRI ≥ 97) in dimmable versions available to maximize colour richness
- Ideal for decorative fixtures with filament design
- High efficacy of up to 128lm/W
- Up to 89% instant energy savings compared to traditional light bulbs
- Long lifetime up to 25,000 hours




220-240V

Eq. Watt (W)	Model No.	Lamp Base	Wattage (W)	Lumen (lm)	Colour Temp.	CRI	Rated Life (hrs)	Dimension (mm)	Dimmable	Energy Label	Series	Photo
Standard Bulb												
Dim To Warm												
25	LC0402.9wR9	E14	2.9	250	2700K-1800K	Ra90	25000	Ø35x100	100-5%	F	Smart	1
40	LC0404.5wR9	E14	5.5	470	2700K-1800K	Ra90	25000	Ø35x100	100-5%	F	Smart	1
U-DIMT™												
40	LC0405.5dru	E14	5.5	470	2700K	Ra97	25000	Ø35x100	100-10%	F	Pro	1
Dimmable												
25	LC0402.9d	E14	2.9	250	2700K	80	25000	Ø35x100	100-10%	F	Smart	1
25	LC217032-0Pv00/dm/r9-0Pv00	E14	3.2	250	2000K	Ra90	25000	Ø37x100	100-10%	G	Smart	4
40	LC0405.5d	E14	5.5	470	2700K	80	25000	Ø35x100	100-10%	F	Smart	1
40	LC218060-0Pv00/dm/r9-0Pv00	E14	6	470	2000K	Ra90	25000	Ø37x107	100-10%	G	Smart	5
Non-Dimmable												
15	LC0401.6	E14	1.6	136	2700K	80	15000	Ø35x96	N/A	F	Econ	2
25	LC0402.9	E14	2.9	250	2700K	80	15000	Ø35x96	N/A	F	Econ	2
40	LC0404.9	E14	4.9	470	2700K	80	15000	Ø35x96	N/A	F	Econ	2
60	LC206077-0Pv00	E14	7.7	810	2700K	80	15000	Ø38x113	N/A	F	Econ	3

CANDLE





Product Features


- 360° light illumination with uniform light distribution and high quality lighting performance
- Extremely high luminous efficiency up to 211lm/W under 2700K
- Reach the highest level of the latest Energy Labelling regulations ()
- Consumes up to 53% less energy compared with LED lamp
- Extra-long life time to 50,000 hours



220-240V

Eq. Watt (W)	Model No.	Lamp Base	Wattage (W)	Lumen (lm)	Colour Temp.	CRI	Rated Life (hrs)	Dimension (mm)	Dimmable	Energy Label	Series	Photo
360° Illumination												
Dimmable												
40	LC200042/dm/OPv00	E14	4.2	470	2700K	80	15000	Ø35x97	100-10%	E	Smart	1
Non-Dimmable												
25	LC200021-OPv00	E14	2.1	250	2700K	80	15000	Ø35x97	N/A	E	Econ	1
40	LC200040-OPv00	E14	4	470	2700K	80	15000	Ø35x97	N/A	E	Econ	1
60	LC200068-OPv00	E14	6.8	810	2700K	80	15000	Ø35x97	N/A	E	Econ	1
Filament												
Dimmable												
40	LC1404.2dCS	E14	4.2	470	2700K	80	15000	Ø35x97	100-10%	E	Smart	2
Non-Dimmable												
40	LC208012-CSv00	E14	1.2	252	2700K	80	50000	Ø35x97	N/A		Pro	4
40	LC208023-CSv00	E14	2.3	485	2700K	80	50000	Ø35x97	N/A		Pro	4
25	LC1402.1CS	E14	2.1	250	2700K	80	15000	Ø35x97	N/A	E	Econ	2
40	LC1404CS	E14	4	470	2700K	80	15000	Ø35x97	N/A	E	Econ	2
40	LC1404TP	E14	4	470	2700K	80	15000	Ø35x123	N/A	E	Econ	3
60	LC208059-CSv00	E14	5.9	810	2700K	80	15000	Ø35x97	N/A	D	Econ	4

GLOBE



Product Features

- Perfect LED replacement for halogen lamp in applications
- Offers perfect linear dimming which is compatible with most popular EU dimmer
- Uniformity of light distribution and high quality lighting performance
- High efficacy over 111lm/W
- Up to 90% instant energy savings compared to traditional light bulbs



220-240V

Eq. Watt (W)	Model No.	Lamp Base	Wattage (W)	Lumen (lm)	Colour Temp.	CRI	Rated Life (hrs)	Dimension (mm)	Dimmable	Energy Label	Series	Photo
--------------	-----------	-----------	-------------	------------	--------------	-----	------------------	----------------	----------	--------------	--------	-------

Standard Globe


Dimmable

75	LG285095/dm-0Pv00	E27	9.5	1055	2700K	80	15000	Ø95x137	100-10%	E	Econ	1
100	LG285135/dm-0Pv00	E27	13.5	1521	2700K	80	15000	Ø95x137	100-10%	E	Econ	1
75	LG286095/dm-0Pv00	E27	9.5	1055	2700K	80	15000	Ø120X159	100-10%	E	Econ	2
100	LG286135/dm-0Pv00	E27	13.5	1521	2700K	80	15000	Ø120X159	100-10%	E	Econ	2
114	LG286160/dm-0Pv00	E27	16	1800	2700K	80	15000	Ø120X159	100-10%	E	Econ	2


Non-Dimmable

60	LG285070-0Pv00	E27	7	810	2700K	80	15000	Ø95x137	N/A	E	Econ	1
75	LG285095-0Pv00	E27	9.5	1055	2700K	80	15000	Ø95x137	N/A	E	Econ	1
100	LG285135-0Pv00	E27	13.5	1521	2700K	80	15000	Ø95x137	N/A	E	Econ	1
75	LG286095-0Pv00	E27	9.5	1055	2700K	80	15000	Ø120X159	N/A	E	Econ	2
100	LG286135-0Pv00	E27	13.5	1521	2700K	80	15000	Ø120X159	N/A	E	Econ	2
114	LG286160-0Pv00	E27	16	1800	2700K	80	15000	Ø120X159	N/A	E	Econ	2

GLOBE





Product Features

- 360° light illumination with uniform light distribution and high quality lighting performance
- Extremely high luminous efficiency up to 211lm/W under 2700K
- Reach the highest level of the latest Energy Labelling regulations ()
- Consumes up to 53% less energy compared with LED lamp
- Extra-long life time to 50,000 hours




220-240V

Eq.Watt (W)	Model No.	Lamp Base	Wattage (W)	Lumen (lm)	Colour Temp.	CRI	Rated Life (hrs)	Dimension (mm)	Dimmable	Energy Label	Series	Photo
360° Illumination												
Dimmable												
75	LG237085/dm-OPv00	E27	8.5	1055	2700K	80	15000	Ø95x137	100-10%	E	Smart	1
100	LG237110/dm-OPv00	E27	11	1521	2700K	80	15000	Ø95x137	100-10%	D	Smart	1
75	LG238085/dm-OPv00	E27	8.5	1055	2700K	80	15000	Ø124x172	100-10%	E	Smart	2
100	LG238110/dm-OPv00	E27	11	1521	2700K	80	15000	Ø124x172	100-10%	D	Smart	2
Non-Dimmable												
60	LG237068-OPv00	E27	6.8	810	2700K	80	15000	Ø95x137	N/A	E	Econ	1
75	LG237085-OPv00	E27	8.5	1055	2700K	80	15000	Ø95x137	N/A	E	Econ	1
100	LG237110-OPv00	E27	11	1521	2700K	80	15000	Ø95x137	N/A	D	Econ	1
75	LG238088-OPv00	E27	8.5	1055	2700K	80	15000	Ø124x172	N/A	E	Econ	2
100	LG238110-OPv00	E27	11	1521	2700K	80	15000	Ø124x172	N/A	D	Econ	2
Filament												
Dimmable												
60	LG068072/dm-CSv00	E27	7.2	810	2700K	80	15000	Ø95x137	100-10%	E	Smart	4
75	LG068078/dm-CSv00	E27	7.8	1055	2700K	80	15000	Ø95x137	100-10%	D	Smart	4
100	LG068110/dm-CSv00	E27	11	1521	2700K	80	15000	Ø95x137	100-10%	D	Smart	4
75	LG069078/dm-CSv00	E27	7.8	1055	2700K	80	15000	Ø124x172	100-10%	D	Smart	5
100	LG069110/dm-CSv00	E27	11	1521	2700K	80	15000	Ø124x172	100-10%	D	Smart	5
Non-Dimmable												
40	LG263023-CSv00	E27	2.3	485	2700K	80	50000	Ø95x137	N/A		Pro	3
60	LG06804CS	E27	4	840	2700K	80	50000	Ø95x137	N/A		Pro	4

ST64





Product Features

- Perfectly designed as replacement for incandescent lamps which deliver a warm and cosy atmosphere by clear filament lamps
- Offers perfect linear dimming which is compatible with most popular EU dimmer
- 360° light illumination with uniform light distribution and high quality lighting performance
- Extremely high luminous efficiency up to 211lm/W under 2700K
- Reach the highest level of the latest Energy Labelling regulations ()
- Consumes up to 53% less energy compared with LED lamp
- Extra-long life time to 50,000 hours



220-240V

Eq.Watt (W)	Model No.	Lamp Base	Wattage (W)	Lumen (lm)	Colour Temp.	CRI	Rated Life (hrs)	Dimension (mm)	Dimmable	Energy Label	Series	Photo
Filament												
Dimmable												
40	LG225042/dm-CSv00	E27	4.2	470	2700K	80	15000	Ø64x140	100-10%	E	Smart	1
60	LG226072/dm-CSv00	E27	7.2	810	2700K	80	15000	Ø64x140	100-10%	E	Smart	2
Non-Dimmable												
40	LG225023-CSv00	E27	2.3	485	2700K	80	50000	Ø64x140	N/A		Pro	1
60	LG226040-CSv00	E27	4	840	2700K	80	50000	Ø64x140	N/A		Pro	2

GX53



Product Features

- MEGAMAN® LED GX53 provides an integral LED solution for narrow surface mounted luminaires and recessed fittings of general and ambient lightings
- Compact dimension with low profile design
- Both dimmable and non-dim version are available
- Even light distribution and soft lighting
- High efficacy of up to 106lm/W



220-240V

Model No.	Lamp Base	Wattage (W)	Lumen (lm)	Colour Temp.	CRI	Dimension (mm)	Rated Life (hrs)	Dimmable	Energy Label	Series
Dimmable										
LR209049/dm-OPv00-ND	GX53	4.9	480	2700K	80	Ø75x24	25000	100-10%	F	Smart
Non-Dimmable										
LR209032-OPv00-ND	GX53	3.2	300	2700K	80	Ø75x24	15000	N/A	F	Econ
LR209049-OPv00-ND	GX53	4.9	520	2700K	80	Ø75x24	15000	N/A	F	Econ
LR209070-OPv00-ND	GX53	7	700	2700K	80	Ø75x24	15000	N/A	F	Econ

T-LAMP



Product Features


- MEGAMAN® LED T-lamp delivers the same light output as its 40W incandescent counterpart, but consumes at least far less energy, allowing this series to be the ideal light source for domestic refrigerators and for general decorative purposes
- Dimmable and non-dim version available
- Even light distribution and soft lighting



220-240V	DC12V
-----------------	--------------

Input	Eq. Watt (W)	Model No.	Lamp Base	Wattage (W)	Lumen (lm)	Colour Temp.	CRI	Rated Life (hrs)	Dimension (mm)	Dimmable	Energy Label	Series	Photo
Standard Bulb													
Dimmable													
220-240V	11	LG271020/dm-OPv00	E14	2.0	100	2700K	80	25000	Ø25x59	100-10%	G	Smart	1
Non-Dimmable													
220-240V	5	LG234006-OPv00	E14	0.6	50	2700K	80	15000	Ø25x50	N/A	G	Econ	2
DC12V	10	LG234010-OPv00+DC012	E14	1.0	90	2700K	80	15000	Ø25x50	N/A	F	Econ	2
220-240V	10	LG234011-OPv00	E14	1.1	90	2700K	80	15000	Ø25x50	N/A	G	Econ	2
220-240V	15	LG234016-OPv00	E14	1.6	136	2700K	80	15000	Ø25x50	N/A	F	Econ	2
220-240V	20	LG271021-OPv00	E14	2.1	200	2700K	80	15000	Ø25x59	N/A	F	Econ	1
Filament													
Non-Dimmable													
220-240V	11	LG235011-CSv00	E14	1.1	100	2200K	80	15000	Ø25x57	N/A	F	Econ	3
220-240V	25	LG236021-CSv00	E14	2.1	250	2700K	80	15000	Ø25x85	N/A	E	Econ	4
220-240V	40	LG236040-CSv00	E14	4	470	2700K	80	15000	Ø25x85	N/A	E	Econ	4

LILIPUT



Product Features

- Perfect LED replacement for halogen lamps in applications where the faithful colour reproduction associated with natural light is crucial
- Compact in size, with a diameter of only 38mm
- High lumen output of up to 1521lm
- Up to 88% instant energy savings compared to traditional light bulbs



220-240V

Eq. Watt (W)	Model No.	Lamp Base	Wattage (W)	Lumen (lm)	Colour Temp.	CRI	Diameter (mm)	Rated Life (hrs)	Energy Label	Photo
Non-Dimmable										
40	LG269049-0Pv00	E27	4.9	470	2700K	80	Ø38x116	15000	F	1
48	LG269066-0Pv00	E27	6.6	600	2700K	80	Ø38x116	15000	F	1
60	LG269088-0Pv00	E27	8.8	810	2700K	80	Ø38x116	15000	F	1
75	LG270105-0Pv00	E27	10.5	1055	2700K	80	Ø45x138	15000	F	2
100	LG270138-0Pv00	E27	13.8	1521	2700K	80	Ø45x138	15000	E	2

T100, T120



Product Features

- High luminous efficacy up to 125lm/W which offers instant energy savings of up to 86% compared to traditional lamps
- High lumen output up to 4000lm
- Work with both AC and DC input (DC-Emergency-Systems)
- Flicker free $\leq 3\%$ provides maximum visual comfort



220-240V

Input	Eq.Watt (W)	Model No.	Lamp Base	Wattage (W)	Lumen (lm)	Colour Temp.	CRI	Rated Life (hrs)	Dimension (mm)	Energy Label	Series	Photo
Non-Dimmable												
220-240V	170 [3000K/4000K/6500K]	LG276240-0Pv00	E27	24.0	2850 [3000K] 3000 [4000K] 3000 [6500K]	3000K/4000K/6500K	80	15000	Ø100x157	E	Econ	1

220-240V

Input	Eq.Watt (W)	Model No.	Lamp Base	Wattage (W)	Lumen (lm)	Colour Temp.	CRI	Rated Life (hrs)	Dimension (mm)	Energy Label	Series	Photo
Non-Dimmable												
220-240V	200 [3000K/4000K/6500K]	LG277340-0Pv00	E27	34.0	3800 [3000K] 4000 [4000K] 4000 [6500K]	3000K/4000K/6500K	80	15000	Ø118x178	E	Econ	2

UFO



Product Features


- Wider illumination area for E27 base socket on ceilings
- Simple, compact in size & very easy installation
- Two sizes of selections, high lumen up to 2850lm
- High efficacy with Energy Class E to cater for different applications



220-240V

Model No.	Lamp Base	Wattage (W)	Lumen (lm)	Colour Temp.	CRI	Rated Life (hrs)	Dimension (mm)	Dimmable	Energy Label	Series
LG293160-0Pv00	E27	16	1700/1800	3000K/4000K	80	25000	Ø150x80	N/A	E	Pro
LG294240-0Pv00	E27	24	2700/2850	3000K/4000K	80	25000	Ø200x95	N/A	E	Pro

NIGHT LIGHT



Product Features

- Night Light series is designed to bring convenience, safety, and style to any home
- A smart choice for modern living providing a gentle glow in the dark, enhancing child's room or simply saving energy
- Perfect for bedrooms, hallways, bathrooms, or any space that needs a touch of illumination without the hassle of switching lights on and off
- Plug & play sockets version and battery-operated version available

Night Light with PIR Motion Sensor

Detecting movement within a specific range, activating the light instantly for convenience and safety, turning it off after a set period of inactivity to ensure it's only on when needed.

Night Light with Day/Night Sensor

Adjusting to ambient light levels, automatically switching on at dusk and off at dawn.



220-240V EU Plug version

Model No.	Wattage (W)	Luminous Flux (lm)	Colour Temp.	CRI	Rated Life (hrs)	Dimension (mm)	Series	Photo
Day Night Sensor								
NL201030/sr-v00	0.3	5 [3000K] 6 [6500K]	3000K/6500K	80	25000	90x60x53	Smart	1
NL202030/sr-v00	0.3	3 [3000K] 4 [6500K]	3000K/6500K	80	25000	62x62x56	Smart	2
NL203020/sr-v00	0.2	2 [3000K] 3 [6500K]	3000K/6500K	80	25000	55x48x59	Smart	3
Day Night Sensor & Motion Sensor								
NL204060/pr/sr-v00	0.6	18 [3000K] 19 [6500K]	3000K/6500K	80	25000	62x62x65	Smart	4
NL208035/pr/sr-v00	0.35	5 [3000K] 6 [6500K]	3000K/6500K	80	25000	60x60x55	Smart	5



3*AAA (excluded) Battery version

Model No.	Wattage (W)	Luminous Flux (lm)	Colour Temp.	CRI	Rated Life (hrs)	Dimension (mm)	Series	Photo
Day Night Sensor & Motion Sensor								
NL301030/ps/sr-v00	0.3	10	3000K/6500K	80	25000	80x80x28	Smart	6
NL302040/ps/sr-v00	0.4	2	3000K/6500K	80	25000	65x62x22	Smart	7
NL303025/ps/sr-v00	0.25	10	3000K/6500K	80	25000	86x69x36	Smart	8

G4



Product Features


- MEGAMAN® LED G4 utilizes advanced sub-miniature LED technology, which gives the series same sparkling effects and form as halogen G4, making it an ideal energy saving alternative to the halogen G4
- The size is best fit into intricate or compact luminaires or chandeliers, creating the desired atmosphere instantly
- High efficacy of up to 106 lm/W

AC12V



Model No.	Lamp Base	Wattage (W)	Lumen (lm)	Colour Temp.	CRI	Rated Life (hrs)	Dimension (mm)	Energy Label	Series	Photo
<i>Non-Dimmable</i>										
EU203010-CSv00	G4	1.0	100	2700K	80	15000	Ø10x34	F	Econ	1
EU204017-CSv00	G4	1.7	180	2700K	80	15000	Ø10x40	F	Econ	2
EU204017-CSv01	G4	1.7	250	2700K	80	15000	Ø10x40	D	Econ	2

GU9



Product Features

- MEGAMAN® LED GU9 is the easy retrofit to halogen GU9 with its highly luminous efficacy and dimmable option
- Dimmable and non-dimmable versions available
- Expansion of the product range with high lumen output up to 800lm
- High efficacy of up to 150 lm/W
- Long lifetime up to 25,000 hours



220-240V

Model No.	Lamp Base	Wattage (W)	Lumen (lm)	Colour Temp.	CRI	Rated Life (hrs)	Dimension (mm)	Dimmable	Energy Label	Series	Photo
Dimmable											
LU207027/dm-OPv00	GU9	2.7	300	2700K	80	25000	Ø18x56	100-10%	E	Smart	1
LU207027/dm-CSv00	GU9	2.7	340	2700K	80	25000	Ø18x56	100-10%	E	Smart	1
LU207036/dm-OPv00	GU9	3.6	400	2700K	80	25000	Ø18x56	100-10%	E	Smart	1
LU207036/dm-CSv00	GU9	3.6	450	2700K	80	25000	Ø18x56	100-10%	D	Smart	1
LU209040/dm-OPv00	GU9	4	470	2700K	80	15000	Ø19x54	100-10%	E	Smart	2
LU209040/dm-CSv00	GU9	4	500	2700K	80	15000	Ø19x54	100-10%	E	Smart	2
LU210055/dm-OPv00	GU9	5.5	650	2700K	80	15000	Ø19x60	100-10%	E	Smart	3
LU210055/dm-CSv00	GU9	5.5	680	2700K	80	15000	Ø19x60	100-10%	E	Smart	3
LU211070/dm-OPv00	GU9	7	730	2700K	80	15000	Ø19x75	100-10%	F	Smart	4
LU211070/dm-CSv00	GU9	7	800	2700K	80	15000	Ø19x75	100-10%	E	Smart	4
Non-Dimmable											
LU204021-CSv00	G9	2.1	180	2700K	80	15000	Ø19x43	N/A	F	Econ	5


-OPv00: Opal Appearance
 -CSv00: Clear Appearance

CROWN SILVER



Product Features

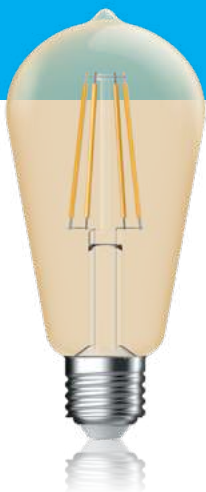
- MEGAMAN® LED Crown Silver with the unique silver-plated crown top and clear light bulb finishing
- Crown Silver is best for flawless mirror lighting and decorative lighting with an aesthetic touch, it delivers non-glare lighting just like an incandescent lamp with silver coating
- High efficacy of up to 105 lm/W
- Up to 88% instant energy savings compared to traditional light bulbs



220-240V

Lamp Type	Model No.	Lamp Base	Wattage (W)	Lumen (lm)	Colour Temp.	CRI	Rated Life (hrs)	Dimension (mm)	Dimmable	Energy Label	Series	Photo
Dimmable												
P45	LS200042/dm-CSv00	E14	4.2	380	2700K	80	15000	Ø45x79	100-10%	F	Smart	1
A60	LS201042/dm-CSv00	E27	4.2	380	2700K	80	15000	Ø60x104	100-10%	F	Smart	2
A60	LS202078/dm-CSv00	E27	7.8	860	2700K	80	15000	Ø60x104	100-10%	E	Smart	3
Non-Dimmable												
P45	LS200040-CSv00	E14	4	380	2700K	80	15000	Ø45x79	N/A	F	Econ	1
A60	LS201040-CSv00	E27	4	380	2700K	80	15000	Ø60x104	N/A	F	Econ	2
A60	LS202078-CSv00	E27	7.8	860	2700K	80	15000	Ø60x104	N/A	E	Econ	3

GOLDEN FILAMENT



Product Features

- Golden Filament (2000K/2500K) offers a ultra-warm and cosy atmosphere
- Offers perfect linear dimming which is compatible with most popular EU dimmer
- 360° light illumination with uniform light distribution and high quality lighting performance
- Ideal for decorative fixtures with filament design
- Up to 91% instant energy savings compared to traditional light bulbs

220-240V



Lamp Type	Model No.	Lamp Base	Wattage (W)	Lumen (lm)	Colour Temp.	CRI	Rated Life (hrs)	Dimension (mm)	Dimmable	Energy Label	Series	Photo
Dimmable												
Candle	LC212042/dm-GDv00	E14	4.2	400	2500K	80	15000	Ø35x97	100-10%	F	Smart	1
P45	LG266042/dm-GDv00	E14	4.2	400	2500K	80	15000	Ø45x79	100-10%	F	Smart	2
A60	LG265042/dm-GDv00	E27	4.2	400	2500K	80	15000	Ø60x104	100-10%	F	Smart	3
A60	LG230072/dm-GDv00	E27	7.2	660	2500K	80	15000	Ø60x104	100-10%	F	Smart	4
G95	LG263042/dm-GDv00	E27	4.2	400	2500K	80	15000	Ø95x137	100-10%	F	Smart	5
G120	LG264042/dm-GDv00	E27	4.2	400	2500K	80	15000	Ø124x172	100-10%	F	Smart	6
ST64	LG262042/dm-GDv00	E27	4.2	400	2500K	80	15000	Ø64x140	100-10%	F	Smart	7
ST64	LG227072/dm-GDv00	E27	7.2	660	2500K	80	15000	Ø64x140	100-10%	F	Smart	8

220-240V



Lamp Type	Model No.	Lamp Base	Wattage (W)	Lumen (lm)	Colour Temp.	CRI	Rated Life (hrs)	Dimension (mm)	Dimmable	Energy Label	Series	Photo
Non-Dimmable												
Candle	LC207012-GDv00	E14	1.2	100	2000K	80	15000	Ø35x97	N/A	G	Econ	1
P45	LG222012-GDv00	E14	1.2	100	2000K	80	15000	Ø45x79	N/A	G	Econ	2
A60	LG230021-GDv00	E27	2.1	200	2000K	80	15000	Ø60x104	N/A	G	Econ	3
G95	LG6802.1GD	E27	2.1	200	2000K	80	15000	Ø95x137	N/A	G	Econ	4
G120	LG6902.1GD	E27	2.1	200	2000K	80	15000	Ø124x172	N/A	G	Econ	5
ST64	LG227021-GDv00	E27	2.1	200	2000K	80	15000	Ø64x140	N/A	G	Econ	6

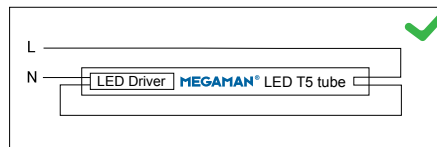
LED T5 TUBE




Product Features

- Perfect replacement of existing T5 fluorescent lamps operating on AC mains power connection without any energy loss from the electronic ballast
- High efficacy up to 150lm/W
- Extra-long lifetime of up to 50 000 hours
- Wide voltage operation AC/DC 186V to 260V
- Shatterproof versions available with special PET coating

Remove the electronic ballast before connection.



Remove the electronic ballast before connection.



220-240V


AC/DC Input

Model No.	Lamp Base	Wattage (W)	Lumen (lm)	Lumen Efficacy (lm/W)	Colour Temp. (CRI)	CRI	Rated Life (hrs)	Dimension (mm)	Power Factor (λ)	Energy Label	Series
LT201075/ac-06v00	G5	7.5	1000/1100/1100	133/147/147	3000/4000/6500K	80	50000	Ø18x563	>0.9	E/D/D	Smart
LT201160/ac-12v00	G5	16	2200/2400/2400	138/150/150	3000/4000/6500K	80	50000	Ø18x1163	>0.9	D/D/D	Smart
LT201260/ac-12v00	G5	26	3600/3900/3900	138/150/150	3000/4000/6500K	80	50000	Ø18x1163	>0.9	D/D/D	Smart
LT201260/ac-15v00	G5	26	3600/3900/3900	138/150/150	3000/4000/6500K	80	50000	Ø18x1463	>0.9	D/D/D	Smart
LT201340/ac-15v00	G5	34	4600/5100/5100	138/150/150	3000/4000/6500K	80	50000	Ø18x1463	>0.9	D/D/D	Smart

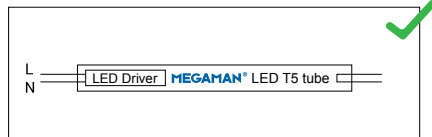


Compatible With
Emergency Module

Remove the electronic ballast before connection.



Remove the electronic ballast before connection.




LA11190
LA11193 (Self-Test)



LA11199
LA11200 (Self-Test)



LED T5 TUBE

**Product Features**

- Perfect replacement of existing T5 fluorescent lamps on electronic ballast installations without rewiring
- Compatible with large number of electronic ballast in the market
- High efficacy of up to 153 lm/W
- Extra-long lifetime of 50,000 hours
- Low Flickering Ratio $\leq 8\%$
- IEC 62776 compliance (Double-capped LED lamps designed to retrofit linear fluorescent lamps – Safety Specification)

Electronic Ballast

Eq. Watt (W)	Model No.	Lamp Base	Wattage (W)	Lumen (lm)	Lumen Efficacy (lm/W)	Colour Temp. (CRI)	Rated Life (hrs)	Dimension (mm)	Power Factor (λ)	Energy Label	Series
14	LT201075/eb-06v00	G5	7.5	1000/1100/1100	133/147/147	3000K/4000K/6500K	50000	Ø18x563	>0.9	E/D/D	Smart
28	LT201160/eb-12v00	G5	16	2200/2400/2400	138/150/150	3000K/4000K/6500K	50000	Ø18x1163	>0.9	E/D/D	Smart
54	LT201260/eb-12v00	G5	26	3600/3900/3900	138/150/150	3000K/4000K/6500K	50000	Ø18x1163	>0.9	E/D/D	Smart
35	LT201190/eb-15v00	G5	19	2650/2900/2900	139/153/153	3000K/4000K/6500K	50000	Ø18x1463	>0.9	E/D/D	Smart
49	LT201260/eb-15v00	G5	26	3600/3900/3900	138/150/150	3000K/4000K/6500K	50000	Ø18x1463	>0.9	E/D/D	Smart
80	LT201370/eb-15v00	G5	37	5100/5600/5600	138/151/151	3000K/4000K/6500K	50000	Ø18x1463	>0.9	E/D/D	Smart















* Please refer to page 68 to 69 for the compatibility list.

LED T8 TUBE



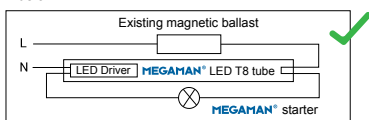
Product Features

- Smooth appearance and even light distribution achieved by wide exit window
- Quick and simple retrofit replacement of existing T8 fluorescent lamps on magnetic ballast installations without rewiring
- High efficacy up to 210lm/W
- Up to Energy Class A
- Instant and significant energy savings
- Extra-long lifetime up to 100,000 hours
- Wide voltage operation AC/DC 186V to 260V
- Shatterproof versions available with special PET coating

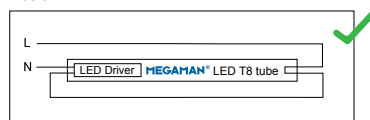
220-240V		AC/DC Input		Magnetic Ballast Compatible							
Model No.	Lamp Base	Wattage (W)	Lumen (lm)	Lumen Efficacy (lm/W)	Colour Temp.	CRI	Rated Life (hrs)	Dimension (mm)	Energy Label	Power Factor (λ)	Series
Professional series : 210lm/W, Class A 											
LT205055/mb-06v04	G13	5.5	1155	210	4000K	80	100000	Ø28x603		≥ 0.9	Pro
LT205090/mb-09v04	G13	9	1890	210	4000K	80	100000	Ø28x908		≥ 0.9	Pro
LT205120/mb-12v04	G13	12	2520	210	4000K	80	100000	Ø28x1212		≥ 0.9	Pro
LT205175/mb-15v04	G13	17.5	3675	210	4000K	80	100000	Ø28x1513		≥ 0.9	Pro
Professional series : 185lm/W, Class B 											
LT205062/mb-06v06	G13	6.2	1150/1150	185/185	4000K/6500K	80	75000	Ø28x603		≥ 0.5	Pro
LT205062/mb-06v04	G13	6.2	1150/1150	185/185	4000K/6500K	80	75000	Ø28x603		≥ 0.9	Pro
LT205135/mb-12v06	G13	13.5	2500/2500	185/185	4000K/6500K	80	75000	Ø28x1212		≥ 0.5	Pro
LT205135/mb-12v04	G13	13.5	2500/2500	185/185	4000K/6500K	80	75000	Ø28x1212		≥ 0.9	Pro
LT205200/mb-15v06	G13	20	3700/3700	185/185	4000K/6500K	80	75000	Ø28x1513		≥ 0.5	Pro
LT205200/mb-15v04	G13	20	3700/3700	185/185	4000K/6500K	80	75000	Ø28x1513		≥ 0.9	Pro
LT205220/mb-18v06	G13	22	4100/4100	186/186	4000K/6500K	80	75000	Ø28x1779		≥ 0.5	Pro
LT205220/mb-18v04	G13	22	4100/4100	186/186	4000K/6500K	80	75000	Ø28x1779		≥ 0.9	Pro

SINGLE ENDED INPUT

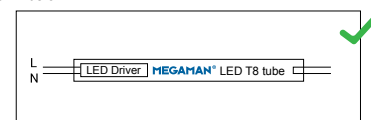
If magnetic ballast and starter are available, wiring method is shown below.



If magnetic ballast and starter are NOT available, wiring method is shown below.



If magnetic ballast and starter are NOT available, wiring method is shown below.





LED T8 TUBE



220-240V

AC/DC Input

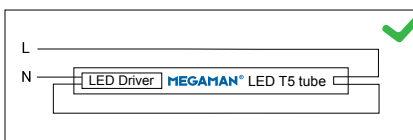
Magnetic Ballast Compatible

Model No.	Lamp Base	Wattage (W)	Lumen (lm)	Lumen Efficacy (lm/W)	Colour Temp.	CRI	Rated Life (hrs)	Dimension (mm)	Energy Label	Power Factor (λ)	Series
Smart series : ≥150lm/W, Class D 											
LT205065/mb-06v05	G13	6.5	900/1000/1000	138/154/154	3000/4000K/6500K	80	50000	Ø28x603	D	≥ 0.5	Smart
LT205065/mb-06v01	G13	6.5	900/1000/1000	138/154/154	3000/4000K/6500K	80	50000	Ø28x603	D	≥ 0.9	Smart
LT205105/mb-09v05	G13	10.5	1450/1600/1600	138/152/152	3000/4000K/6500K	80	50000	Ø28x908	D	≥ 0.5	Smart
LT205105/mb-09v01	G13	10.5	1450/1600/1600	138/152/152	3000/4000K/6500K	80	50000	Ø28x908	D	≥ 0.9	Smart
LT205160/mb-12v05	G13	16	2200/2400/2400	138/150/150	3000/4000K/6500K	80	50000	Ø28x1212	D	≥ 0.5	Smart
LT205160/mb-12v01	G13	16	2200/2400/2400	138/150/150	3000/4000K/6500K	80	50000	Ø28x1212	D	≥ 0.9	Smart
LT205240/mb-15v05	G13	24	3300/3600/3600	138/150/150	3000/4000K/6500K	80	50000	Ø28x1513	D	≥ 0.5	Smart
LT205240/mb-15v01	G13	24	3300/3600/3600	138/150/150	3000/4000K/6500K	80	50000	Ø28x1513	D	≥ 0.9	Smart
LT205245/mb-18v05	G13	24.5	3500/3800/3800	143/155/155	3000/4000K/6500K	80	50000	Ø28x1779	D	≥ 0.5	Smart
LT205245/mb-18v01	G13	24.5	3500/3800/3800	143/155/155	3000/4000K/6500K	80	50000	Ø28x1779	D	≥ 0.9	Smart
Econ series : ≥123lm/W, Class E 											
LT205090/mb-06v03	G13	9	1000/1150/1150	111/128/128	3000/4000K/6500K	80	30000	Ø28x603	E	≥ 0.5	Econ
LT205090/mb-06v00	G13	9	1000/1150/1150	111/128/128	3000/4000K/6500K	80	30000	Ø28x603	E	≥ 0.9	Econ
LT205125/mb-09v03	G13	12.5	1450/1600/1600	116/128/128	3000/4000K/6500K	80	30000	Ø28x908	E	≥ 0.5	Econ
LT205125/mb-09v00	G13	12.5	1450/1600/1600	116/128/128	3000/4000K/6500K	80	30000	Ø28x908	E	≥ 0.9	Econ
LT205160/mb-12v03	G13	16	1850/2000/2000	116/125/125	3000/4000K/6500K	80	30000	Ø28x1212	E	≥ 0.5	Econ
LT205160/mb-12v00	G13	16	1850/2000/2000	116/125/125	3000/4000K/6500K	80	30000	Ø28x1212	E	≥ 0.9	Econ
LT205220/mb-15v03	G13	22	2500/2700/2700	114/123/123	3000/4000K/6500K	80	30000	Ø28x1513	E	≥ 0.5	Econ
LT205220/mb-15v00	G13	22	2500/2700/2700	114/123/123	3000/4000K/6500K	80	30000	Ø28x1513	E	≥ 0.9	Econ
LT205245/mb-18v03	G13	24.5	2900/3100/3100	118/126/126	3000/4000K/6500K	80	30000	Ø28x1779	E	≥ 0.5	Econ
LT205245/mb-18v00	G13	24.5	2900/3100/3100	118/126/126	3000/4000K/6500K	80	30000	Ø28x1779	E	≥ 0.9	Econ

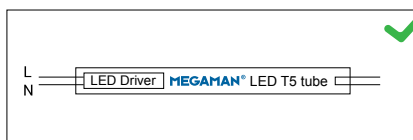


Compatible With
Emergency Module

Remove the electronic ballast before connection.



Remove the electronic ballast before connection.



LA11190
LA11193 (Self-Test)




LA11199
LA11200 (Self-Test)



* GTM range also available, please refer to page 68.

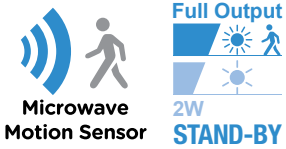
LED T8 TUBE

Microwave Motion Sensor



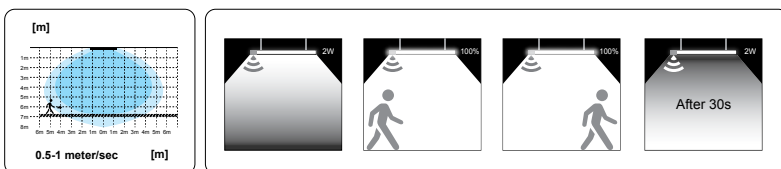
Product Features

- Automatically dimmed from 100% to 2W light output
- Motion detection radius up to five meters
- Excellent energy-savings thanks to the use of an intelligent microwave motion sensor
- Quick and simple retrofit replacement of existing T8 fluorescent lamps on magnetic ballast installations without rewiring
- High efficacy up to 150lm/W
- Stays on for 30 seconds after movement is detected
- Energy Class D
- Extra-long lifetime up to 50,000 hours
- Wide voltage operation AC/DC 186V to 260V
- Shatterproof versions available with special PET coating



220-240V AC/DC Input Magnetic Ballast Compatible

Model No.	Lamp Base	Wattage (W)	Lumen (lm)	Lumen Efficacy (lm/W)	Colour Temp.	CRI	Rated Life (hrs)	Dimension (mm)	Energy Label	Power Factor (λ)	Series
Smart series : ≥150lm/W, Class D											
LT205060/mb/ms-06v05	G13	6.5	810/900/900	135/150/150	3000/4000/6500K	80	50000	Ø28x603	D	≥ 0.5	Smart
LT205060/mb/ms-06v01	G13	6.5	810/900/900	135/150/150	3000/4000/6500K	80	50000	Ø28x603	D	≥ 0.9	Smart
LT205120/mb/ms-12v05	G13	12	1620/1800/1800	135/150/150	3000/4000/6500K	80	50000	Ø28x1212	D	≥ 0.5	Smart
LT205120/mb/ms-12v01	G13	12	1620/1800/1800	135/150/150	3000/4000/6500K	80	50000	Ø28x1212	D	≥ 0.9	Smart
LT205180/mb/ms-15v05	G13	18	2500/2700/2700	139/150/150	3000/4000/6500K	80	50000	Ø28x1513	D	≥ 0.5	Smart
LT205180/mb/ms-15v01	G13	18	2500/2700/2700	139/150/150	3000/4000/6500K	80	50000	Ø28x1513	D	≥ 0.9	Smart
LT205200/mb/ms-18v05	G13	20	2900/3100/3100	145/155/155	3000/4000/6500K	80	50000	Ø28x1513	D	≥ 0.5	Smart
LT205200/mb/ms-18v01	G13	20	2900/3100/3100	145/155/155	3000/4000/6500K	80	50000	Ø28x1513	D	≥ 0.9	Smart




Compatible With Emergency Module

Remove the electronic ballast before connection.

Remove the electronic ballast before connection.

LA11190
LA11193 (Self-Test)

LED PLUG-IN TUBE



Product Features

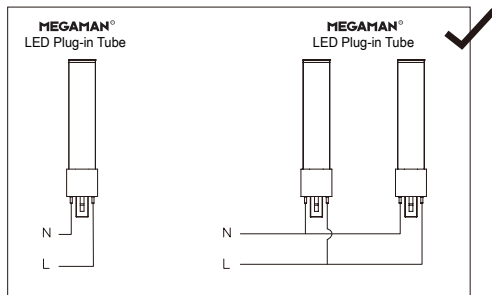
- Easy plug-and-play installation without any additional wiring
- Direct retrofit replacement of existing compact fluorescent lamps
- Durable polycarbonate construction
- No toxic chemicals such as mercury which could be released with broken fluorescent lamps
- Energy Class D
- Life time up to 30,000 hours
- Flicker free to enhance eye comfort without fatigue



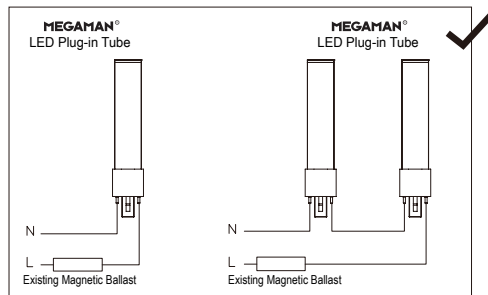
220-240V

Model No.	Lamp Base	Wattage (W)	Lumen (lm)	Lumen Efficacy (lm/W)	Colour Temp.	CRI	Rated Life (hrs)	Diameter (mm)	Energy Label	Series	Photo
Non-Dimmable											
LP202030-0Pv00	G23	3	410	137	3000K	80	30000	32x21x166	D	Econ	1
LP202040-0Pv00	G23	4	550	138	3000K	80	30000	32x21x166	D	Econ	1
LP203055-0Pv00	G23	5.5	760	138	3000K	80	30000	32x21x236	D	Econ	2


AC MAIN INPUT



EM/CCG INPUT



CLUSTERLITE®



MEGAMAN® LED CLUSTERLITE® is specifically designed to replace Mercury tungsten blended lamps and metal halide lamps used in commercial and industrial areas. MEGAMAN® LED CLUSTERLITE® has phenomenal attributes compared to high pressure discharge lamps; including high lumen maintenance, even light distribution, good colour rendering, high colour uniformity, negligible colour shift and excellent energy-savings.

Product Features

- Quick and simple retrofit replacement of High-Intensity Discharge (HID) lamps on existing EM ballast or mains connection
- Compact tubing design for maximum lumen output
- Extremely high lumen output of up to 11,500 lm
- High efficacy of up to 171lm/W with Energy Class C
- Lifetime 50,000 hours
- 6kV surge protection
- Free of harmful UV and radioactive Kr85
- Option of 2000K version available for Sodium lamp replacement



220-240V **6kV SURGE PROTECTION**

Model No.	Lamp Base	Wattage (W)	Luminous Flux (lm)	Colour Temp.	CRI	Rated Life (hrs)	Operating Temperature	Dimension (mm)	Energy Label	Series	Photo
Passive Cooling											
LH200018-OPv00	E27	18.5	2800 [2700K] 3000 [4000K]	2700K/4000K	80	50000	-30°C to +60°C	Ø63x196	D [2700K] C [4000K]	Pro	1
LH200024-OPv00	E27	24.5	2900 [2000K] 4000 [2700K] 4200 [4000K]	2000K 2700K/4000K	80	50000	-30°C to +60°C	Ø63x196	E [2000K] C [2700K/4000K]	Pro	1
LH200033-OPv00	E27	33	4800 [2700K] 5300 [4000K]	2700K/4000K	80	50000	-30°C to +60°C	Ø63x217	D	Pro	2
Active Cooling											
LH201080-OPv00	E27/E40	80	11000 [2700K] 11500 [4000K]	2700K/4000K	80	50000	-30°C to +40°C	Ø80x252 [E27] Ø80x265 [E40]	D	Pro	3

The LED CLUSTERLITE® is not water resistant. The waterproof performance of the lamp would only be attained if the lamp is used with a light fitting with an IP rating of IP44 or above. The ambient temperature inside the fixture must not exceed 60°C, which is equivalent to a minimum volume of 120x360x220(mm). The ambient temperature for LH201080-OPv00 inside the fixture must not exceed 40°C, which is equivalent to a minimum volume of 580x580x400(mm)

SENSOR LIGHT



Product Features

- Equipped with an ingenious light sensor, the MEGAMAN® LED Sensor Light automatically lights up in darkness and turns itself off in a bright environment, helping to conserve energy
- Built-in sensors or front & back sensor design
- Automatic detection of surrounding brightness level with high sensitivity and wide range
- High efficacy of up to 165lm/W
- Low Flickering Ratio $\leq 8\%$



220-240V



Model No.	Lamp Base	Wattage (W)	Lumen (lm)	Colour Temp.	CRI	Rated Life (hrs)	Dimension (mm)	Energy Label	Series	Photo
Standard Bulb										
Non-Dimmable										
LG7104.9r	E27	4.9	470	2700K	80	15000	Ø60x109	F	Smart	1
LG7108.8r	E27	8.8	810	2700K	80	15000	Ø60x109	F	Smart	1
LG7109.7r	E27	9.7	1055	2700K	80	15000	Ø60x109	F	Smart	1
Filament										
Non-Dimmable										
LG6104.2rCS	E27	4.2	470	2700K	80	15000	Ø60x104	E	Smart	2
LG9804.9rCS	E27	4.9	810	2700K	80	15000	Ø60x104	C	Smart	3

RADAR MOTION SENSOR LIGHT



With the combinations of the features of a daylight sensor and motion sensor detector, MEGAMAN® LED Radar Motion Sensor Light automatically lights up in darkness only when a person is passing by, continues to light up until the person leaves and turns itself off after a certain period of time.

Product Features

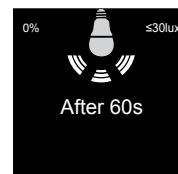
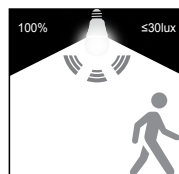
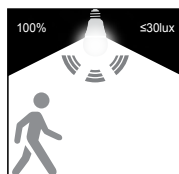
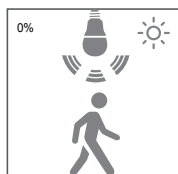
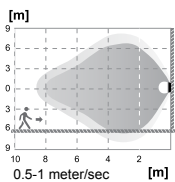
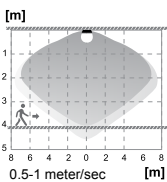
- Excellent energy-savings with the use of an intelligent microwave radar sensor to deactivate the motion sensor during the day and activate motion detection at night
- Automatic adjustment of working status and high sensitivity with a wide distance range. No more hunting for a switch
- Stays on for 60 seconds after movement is detected
- Lifetime of 25,000 hours
- Suitable applications include staircases, hallway, front door, storage room, garage, balcony, gate, etc
- Low Flickering Ratio $\leq 8\%$



220-240V



Model No.	Lamp Base	Wattage (W)	Lumen (lm)	Colour Temp.	CRI	Rated Life (hrs)	Dimension (mm)	Energy Label	Series
Non-Dimmable									
LG279049/ms/sr-0Pv00	E27	4.9	470	2700K	80	25000	Ø60x109	F	Smart
LG279075/ms/sr-0Pv00	E27	7.5	810	2700K	80	25000	Ø60x109	F	Smart



MICROWAVE MOTION SENSOR LIGHT



Product Features

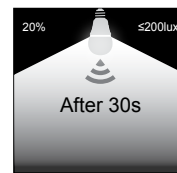
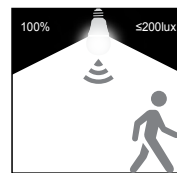
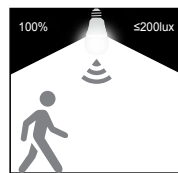
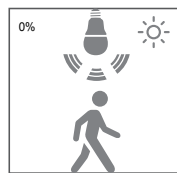
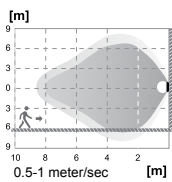
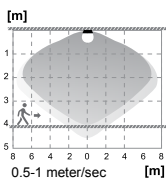
- Provides an automatic stand-by dim function 20% for energy saving purpose
- The bulbs will only turn on when movement is detected which helps to conserve energy by ensuring that lights aren't left on unnecessarily in unoccupied area
- Ideal for workspaces, backyards, and other areas where desire a gentle background light continuously, but full brightness when required
- Stays on for 30 seconds after movement is detected
- Life time up to 25,000 hrs
- Flicker free to enhance eye comfort without fatigue




220-240V



Model No.	Lamp Base	Wattage (W)	Lumen (lm)	Colour Temp.	CRI	Rated Life (hrs)	Dimension (mm)	Energy Label	Series
LG298042/ms/sr-0Pv01	E27	4.2	470	2700K	80	25000	Ø60x109	F	Smart
LG298073/ms/sr-0Pv01	E27	7.3	810	2700K	80	25000	Ø60x109	F	Smart
LG298087/ms/sr-0Pv01	E27	8.7	1055	2700K	80	25000	Ø60x109	F	Smart



HIGH TEMPERATURE LAMP



LED High Temperature Lamp is designed to withstand high ambient temperature up to 60°C. Compatible with small and enclosed outdoor fixture in high temperature environment.

Product Features

- Life time of 25,000 hours at 40°C ambient temperature
- Flicker Free ≤3%
- Work with both AC and DC (DC-Emergency-Systems in Germany)



220-240V -30°C to +60°C

Eq.Watt (W)	Model No.	Lamp Base	Wattage (W)	Lumen (lm)	Colour Temp.	CRI	Rated Life at L70 B50 at Ta40°C (hrs)	Dimension (mm)	Dimmable	Energy Label	Series	Photo
Dimmable												
60	LG7106dv3	E27	6	810	2700K	80	25000	Ø60x110	100-10%	D	Smart	2
Non-Dimmable												
40	LG7104.5v3	E27	4.5	470	2700K	80	25000	Ø60x109	N/A	F	Smart	1
60	LG7107v3	E27	7	810	2700K	80	25000	Ø60x109	N/A	E	Smart	1



Compatible with small and enclosed outdoor fixture in high temperature environment

COLD WEATHER LAMP



LED Cold Weather Lamp is specifically designed for the cold temperature conditions in Nordic countries. They can withstand the ambient temperatures down to -40°C.

Product Features

- No less efficient and no shorten life span in freezing weather
- Light up immediately and give full light in temperature down to -40°C
- Flicker Free $\leq 3\%$



220-240V

-40°C to +45°C

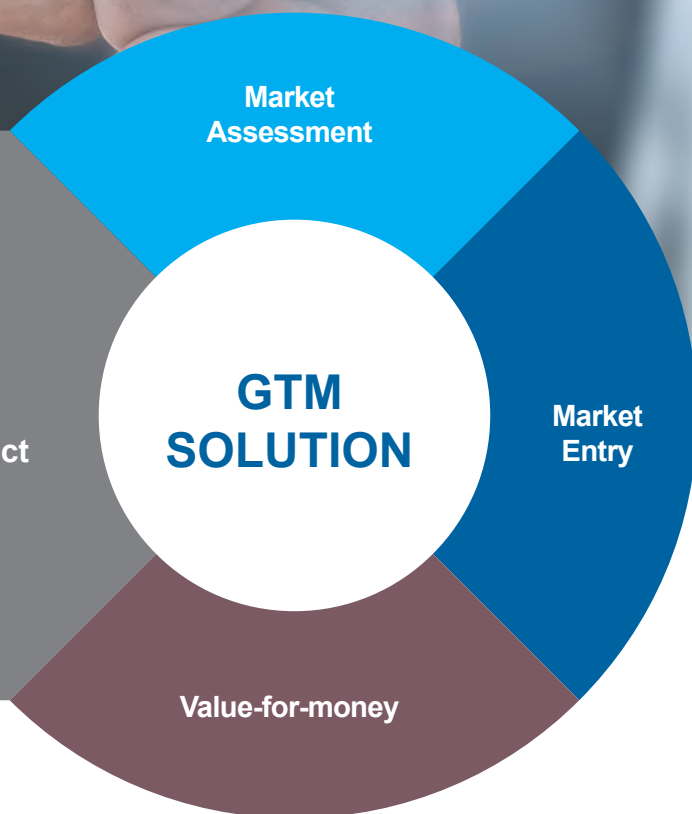
Eq. Watt (W)	Model No.	Lamp Base	Wattage (W)	Lumen (lm)	Colour Temp.	CRI	Rated Life at L70 B50 at Ta40°C (hrs)	Dimension (mm)	Dimmable	Energy Label	Series
Non-Dimmable											
60	LG7108.6v2	E27	8.6	810	2700K	80	15000	Ø60x109	N/A	F	Smart
75	LG7109.6v2	E27	9.6	1055	2700K	80	15000	Ø60x109	N/A	F	Smart

Value-for-money
Product range

MEGAMAN®

Go-to-market

Experience of Go-to-market product range in emerging markets



GTM RANGE



220-240V

Eq. Watt (W)	Lamp Type	Model No.	Lamp Base	Wattage (W)	Lumen (lm)	Colour Temp.	CRI	Rated Life (hrs)	Dimension (mm)	Dimmable	Energy Label	Series	Photo
Non-Dimmable													
40	A60	LG309048-OPv00	E27	4.8	470	3000K	80	15000	Ø60x105	N/A	F	GTM	1
40	A60	LG309065-OPv00	E27	6.5	600	3000K	80	15000	Ø60x105	N/A	F	GTM	1
60	A60	LG309085-OPv00	E27	8.5	810	3000K	80	15000	Ø60x105	N/A	F	GTM	1
75	A60	LG310110-OPv00	E27	11	1055	3000K	80	15000	Ø60x110	N/A	F	GTM	2
100	A60	LG311135-OPv00	E27	13.5	1521	3000K	80	15000	Ø60x120	N/A	E	GTM	3
25	P45	LG312030-OPv00	E14	3	250	3000K	80	15000	Ø45x80	N/A	F	GTM	4
40	P45	LG312048-OPv00	E14	4.8	470	3000K	80	15000	Ø45x80	N/A	F	GTM	4
25	Candle	LC216030-OPv00	E14	3	250	3000K	80	15000	Ø37x100	N/A	F	GTM	5
40	Candle	LC216048-OPv00	E14	4.8	470	3000K	80	15000	Ø37x100	N/A	F	GTM	5

220-240V



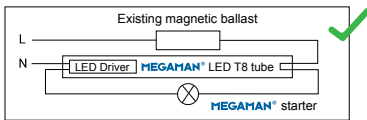
Lamp Type	Model No.	Lamp Base	Wattage (W)	Max. Luminous Intensity (cd)	Beam Angle (°)	Lumen (lm)	Useful Lumen (lm)	Colour Temp.	CRI	Rated Life (hrs)	Dimension (mm)	Dimmable	Energy Label	Series	Photo
Non-Dimmable															
PAR16	LR222031-HRv00-WF	GU10	3.1	560	36	270	230	2700K	80	15000	Ø53x50	N/A	F	GTM	1
PAR16	LR222047-HRv00-WF	GU10	4.7	680	36	360	345	2700K	80	15000	Ø53x50	N/A	F	GTM	1
PAR16	LR222072-HRv00-WF	GU10	7.2	850	36	630	540	2700K	80	15000	Ø53x50	N/A	F	GTM	1

GTM RANGE

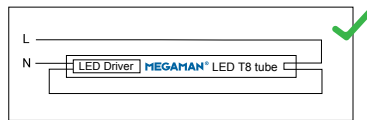
LED T8 TUBE

SINGLE ENDED INPUT


If magnetic ballast and starter are available, wiring method is shown below.



If magnetic ballast and starter are NOT available, wiring method is shown below.



If magnetic ballast and starter are NOT available, wiring method is shown below.



220-240V

AC/DC Input

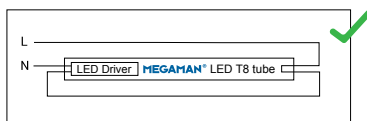
Magnetic Ballast Compatible

Model No.	Lamp Base	Wattage (W)	Lumen (lm)	Lumen Efficacy (lm/W)	Colour Temp.	CRI	Rated Life (hrs)	Dimension (mm)	Energy Label	Series
LT205090/mb-06v02	G13	9	810/900/900	90/100/100	3000/4000/6500K	80	15000	Ø28x603	F	GTM
LT205140/mb-09v02	G13	14	1260/1400/1400	90/100/100	3000/4000/6500K	80	15000	Ø28x908	F	GTM
LT205180/mb-12v02	G13	18	1620/1800/1800	90/100/100	3000/4000/6500K	80	15000	Ø28x1212	F	GTM
LT205220/mb-15v02	G13	22	2000/2200/2200	90/100/100	3000/4000/6500K	80	15000	Ø28x1513	F	GTM

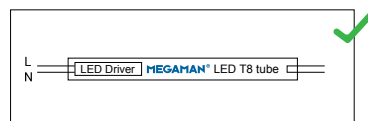


Compatible With
Emergency Module

If magnetic ballast and starter are NOT available, wiring method is shown below.



If magnetic ballast and starter are NOT available, wiring method is shown below.



LA11190
LA11193 (Self-Test)



LA11199
LA11200 (Self-Test)



MEGAMAN® T5 SERIES COMPATIBILITY LIST

LT201190/eb-15v00 | 1463mm | 19W | 2900lm

Brand	Model No.	Article No. / Ref No. / STK No.	EAN 10	Lamps on ballast	AC (50/60Hz) on HF Ballast Compatible
PHILIPS	HF-R 114-35 TL-5 EII	N/A	N/A	1	Yes
PHILIPS	HF-R 214-35 TL5 E11	N/A	N/A	2	Yes
PHILIPS	HF-S 235 TL5 II	N/A	N/A	2	Yes
OSRAM	QT-FIT5 1X14-35	N/A	N/A	1	Yes
OSRAM	QT-FIT5 2X14-35	N/A	N/A	2	Yes
OSRAM	QTP5 2*14-35	N/A	N/A	2	Yes
TRIDONIC	PC 2x14-35 T5 PRO Ip	N/A	N/A	2	Yes

LT201260/eb-15v00 | 1463mm | 26W | 3900lm

Brand	Model No.	Article No. / Ref No. / STK No.	EAN 10	Lamps on ballast	AC (50/60Hz) on HF Ballast Compatible
PHILIPS	HF-S 149 TL5 II	N/A	N/A	1	Yes
PHILIPS	HF-S 249 TL5 II	N/A	N/A	2	Yes
OSRAM	QT-FIT5 1X49	N/A	N/A	1	Yes
OSRAM	QTP5 1X49	N/A	N/A	1	Yes
OSRAM	QTP5 2X49	N/A	N/A	2	Yes
OSRAM	QT-FIT5 2X49	N/A	N/A	2	Yes
TRIDONIC	PC 1X49 T5 TOP Ip	N/A	N/A	1	Yes
TRIDONIC	PC 1/49 T5 INDUSTRY	N/A	N/A	1	Yes
TRIDONIC	PC 2/49 T5 INDUSTRY	N/A	N/A	2	Yes
TRIDONIC	PC 2X49 T5 TOP Ip	N/A	N/A	2	Yes
TRIDONIC	PC 2X49 T5 PRO Ip	N/A	N/A	2	Yes
BAG	BCS49.1FX-11/220-240	N/A	N/A	1	Yes
BAG	BCS49.2FX-11/220-240	N/A	N/A	2	Yes
Helvar	EL1X49ngn5	N/A	N/A	1	Yes

LT201370/eb-15v00 | 1463mm | 37W | 5600lm

Brand	Model No.	Article No. / Ref No. / STK No.	EAN 10	Lamps on ballast	AC (50/60Hz) on HF Ballast Compatible
PHILIPS	HF-P 2 80 TL5/PL-L III IDC	N/A	N/A	2	Yes
OSRAM	QTi 1X35/49/80/GII	N/A	N/A	1	Yes
OSRAM	QT-FQ 2X80	N/A	N/A	2	Yes
OSRAM	QTi 2X35/49/80/GII	N/A	N/A	2	Yes
TRIDONIC	PC 1X80 T5 PRO Ip	N/A	N/A	1	Yes
TRIDONIC	PC 2/80 T5 INDUSTRY	N/A	N/A	2	Yes
TRIDONIC	PC 2X80 T5 PRO Ip	N/A	N/A	2	Yes
BAG	BCS80.1FX-11/220-240	N/A	N/A	1	Yes
BAG	BCS80.2FX-11/220-240	N/A	N/A	2	Yes
Helvar	EL2X80ngn5	N/A	N/A	2	Yes
VS	ELXc 180.634	N/A	N/A	1	Yes

* MEGAMAN® has provided this ballast compatibility list for guidance when selecting a ballast and lamp combination.
The T5 tube were tested for compatibility with the below listed ballasts. Ballasts that do not appear on the chart might still be compatible but have not been tested.

MEGAMAN® T5 SERIES COMPATIBILITY LIST

LT201075/eb-06v00 | 563mm | 7.5W | 1100lm

Brand	Model No.	Article No. / Ref No. / STK No.	EAN 10	Lamps on ballast	AC (50/60Hz) on HF Ballast Compatible
PHILIPS	HF-R 114-35 TL-5 EII	N/A	N/A	1	Yes
PHILIPS	HF-R 214-35 TL5 E11	N/A	N/A	2	Yes
OSRAM	QTP5 1X14-35	N/A	N/A	1	Yes
OSRAM	QTP5 2*14-35	N/A	N/A	2	Yes
OSRAM	QT-FIT5 2X14-35	N/A	N/A	2	Yes
TRIDONIC	PC 1/14-35/49/54 T5 PRO-M Ip	N/A	N/A	1	Yes
TRIDONIC	PC 1/14-35/24/39 T5 PRO-M Ip	N/A	N/A	1	Yes
TRIDONIC	PC 2x14-35 T5 PRO Ip	N/A	N/A	2	Yes

LT201160/eb-12v00 | 1163mm | 16W | 2400lm

Brand	Model No.	Article No. / Ref No. / STK No.	EAN 10	Lamps on ballast	AC (50/60Hz) on HF Ballast Compatible
PHILIPS	HF-R 114-35 TL-5 EII	N/A	N/A	1	Yes
PHILIPS	HF-R 214-35 TL5 E11	N/A	N/A	2	Yes
OSRAM	QTP5 1X14-35	N/A	N/A	1	Yes
OSRAM	QT-FIT5 1X14-35	N/A	N/A	1	Yes
OSRAM	QT-FIT5 2X14-35	N/A	N/A	2	Yes
OSRAM	QTP5 2*14-35	N/A	N/A	2	Yes
TRIDONIC	PC 1X14-35 T5 PRO Ip	N/A	N/A	1	Yes
TRIDONIC	PC 2x14-35 T5 PRO Ip	N/A	N/A	2	Yes

LT201260/eb-12v00 | 1163mm | 26W | 3900lm

Brand	Model No.	Article No. / Ref No. / STK No.	EAN 10	Lamps on ballast	AC (50/60Hz) on HF Ballast Compatible
BAG	MLS80.1/54.2FR-11/220-240	10071609	N/A	1	Yes
BAG	MLS80.1FR-11/220-240	10071608	N/A	1	Yes
BAG	MF1/54, 55, 58 BAG-BCS54.FX	N/A	N/A	1	Yes
OSRAM	QTI 1X28/54/35/49 GII	4030027	4008321383358	1	Yes
OSRAM	QTI 2x28/54 DIM	4030254	4050300870717	2	Yes
OSRAM	QTI 2X28/54/35/49 GII	4030516	4008321383419	2	Yes
OSRAM	QT-FIT 5/8 2X54-58	4030291	4008321873842	2	Yes
OSRAM	QTP OPTIMAL 1X54-58	N/A	4008321873729	1	Yes
OSRAM	QTP OPTIMAL 2X54-58	4030271	4008321880253	2	Yes
OSRAM	MF 1/54-58 OSR-QTP-OPTI	4008321873729	N/A	1	Yes
OSRAM	1/54 OSR-QTP5-G2	N/A	N/A	1	Yes
OSRAM	QTP5II 1x54	N/A	4008321329394	1	Yes
PHILIPS	HF-P 154/155 TL5 HO/PL-L III IDC	86348200	872790086348200	1	Yes
PHILIPS	HF-P 254/255 TL5 HO/PL-L III IDC	86351200	872790086351200	2	Yes
PHILIPS	HF-Pi 1 28/35/49/54 TL-5 EII 220-240	91496530	871150091496530	1	Yes
PHILIPS	HF-R 254 TL5 EII 220-240	91008030	8711500910080	2	Yes
PHILIPS	HF-P 154 E2 III	N/A	N/A	1	Yes
PHILIPS	HF-P 154 TL5 E2	N/A	N/A	1	Yes
PHILIPS	HF-S 154 TL5	N/A	N/A	1	Yes
PHILIPS	HF-S 254 TL5	N/A	N/A	2	Yes
TRIDONIC	PCA 2x28/54 T5 EXCEL one4all Ip	22176175	N/A	2	Yes
TRIDONIC	PC 2X54-T5 PRO Ip	22185156	9006210250106	2	Yes
VS	ELXc 154.633	188946	N/A	1	Yes
VS	ELXc 254.636	188949	N/A	2	Yes
VS	1/54 VS-ELXC	N/A	N/A	1	Yes
HELVAR	1/54 HEL-EL-s-75°	N/A	N/A	1	Yes
HELVAR	EL 1x54S	N/A	N/A	1	Yes
HELVAR	1x54 NGN5	N/A	N/A	1	Yes



Unit 1907, 19/F, Lu Plaza,
2 Wing Yip Street, Kwun Tong, Kowloon, Hong Kong
Tel: (852) 2305 1722
Fax: (852) 2758 5957
Email: info@megaman.cc

www.megaman.cc

© Copyright 2025. All rights reserved by MEGAMAN®.
All information stated is correct at the time of printing and subject to changes without prior notice.